

GEORGETOWN PEDIATRIC DENTISTRY

4507 Williams Drive
Georgetown, Texas

Bid and Permit Set - April 2013



FIRE PROTECTION AND BUILDING CODE NOTES

- APPLICABLE CODES AND REGULATIONS:
INTERNATIONAL BUILDING CODE (IBC), 2006 EDITION
INTERNATIONAL FIRE CODE (IFC), 2006 EDITION
- OCCUPANCY CLASSIFICATION - SECTION 304:
GROUP B PRIMARY USE
- CONSTRUCTION TYPE - TABLE 503, TABLE 601:
TYPE V SPRINKLED
- BUILDING AREA:
TABLE 503 - ALLOWABLE HEIGHT AND BUILDING AREAS:
PER TYPE OF CONSTRUCTION V FOR OCCUPANCY GROUP B, 27,000 SF. ALLOWED. SECTION 506, AREA MODIFICATIONS:
 $A_a = (A_1 + [A_1 \times I_1] + [A_1 \times I_2])$ $A_1 = 9000$ $I_1 = 2$ $I_2 = 0$
 $A_a = (9000 + [9000 \times 2] + 0)$
 $A_a = 27000$ SF
ALLOWABLE: 27,000 GSF
ACTUAL: 10,097.98 GSF
- FIRE PROTECTION SYSTEMS:
A. AUTOMATIC SPRINKLER SYSTEM IS PROVIDED
B. PORTABLE FIRE EXTINGUISHERS ARE PROVIDED. REFER TO FLOOR PLAN A1.2 FOR LOCATIONS. (3 REQUIRED AND 5 PROVIDED)
- OCCUPANT LOAD
BUSINESS - 10,097.98s.f. / 100s.f. PER OCCUPANT 101 OCCUPANTS
- EXITS
A. NUMBER OF EXITS
2 EXITS REQUIRED PER 2006 IBC TABLE 1019.1
3 EXITS PROVIDED
B. REQUIRED EXIT WIDTH
17" OF EXIT WIDTH REQUIRED FOR BUILDING
75.71" OF EXIT WIDTH PROVIDED

Area Map

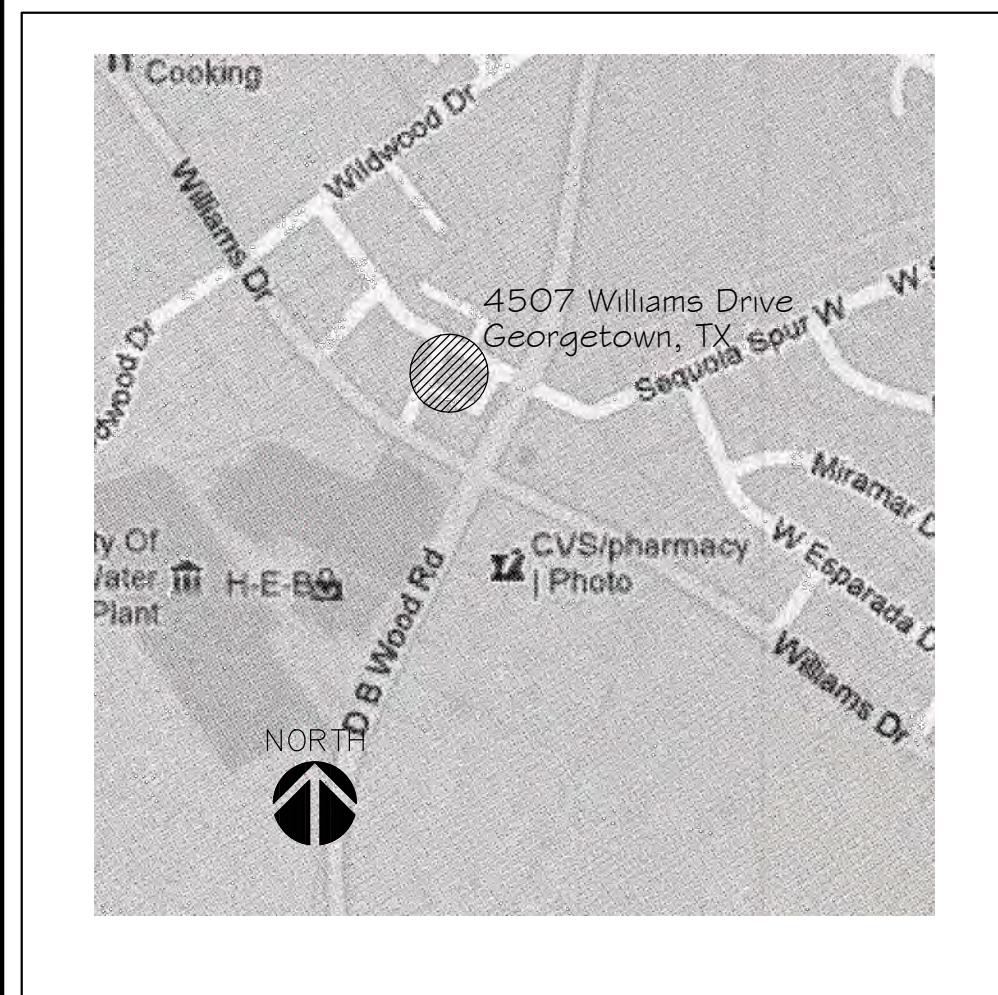


Table Of Contents

Sheet	Revisions	Sheet	Revisions	Sheet	Revisions
COV	Cover Sheet			S-6	Structural
	ARCHITECTURAL			S-7	Structural
				S-8	Structural
A51.0	Architectural Site Plan	E-1	Electrical Floor Plan 1st floor		DENTAL EQUIPMENT- BURKHART
		E-2	Electrical Floor Plan 2 nd floor		Equipment Placement Plan
		E-3	Lighting Floor Plan 1st floor	1	Floor and Bracing Plan for Dental Equipment
A1.0	Dimension Floor Plan	E-4	lighting Floor Plan 2 nd floor	2	Electrical Plan for Dental Equipment
A1.1	Dimension Mezzanine Plan	E-5	Electrical Details and Notes	3	Plumbing Plan for Dental Equipment
A1.2	Finish Floor Plan	E-6	Electrical Details and Notes	4	Dental Mechanical Details
A1.3	Finish Mezzanine Plan	E-7	Electrical Details and Notes	5	Dental Mechanical Details
A1.4	Enlarged Plans	E-8	Electrical Details and Notes	6	Dental Mechanical Details
A1.5	Enlarged Plans	E8-2	Electrical Site Plan	7	Dental Mechanical Details
A1.6	Ceiling Plan First Floor	M-1	Mechanical Floor Plan. 1st Floor		INTERIOR DESIGN
A1.7	Ceiling Plan Mezzanine	M-2	Mechanical Floor Plan. 2nd Floor		
A1.8	Roof Plan and Wall Types	M-3	Mechanical Notes and Details		
		M-4	Mechanical Notes and Details		
A2.0	Exterior Elevations	P-1	Water Supply/Distribution Floor Plan		
A2.1	Exterior Elevations	P-2	Water Supply/Dist. Floor Plan. 2nd Floor	F1	Finish Notes & Schedule
A2.2	Millwork Elevations	P-3	Sanitary Drainage Floor Plan	F2	Floor Finish Plan-1st Floor
A2.3	Millwork Elevations	P-4	Sanitary Drainage Floor Plan. 2nd Floor	F3	Wall Finish Plan-1st Floor
A2.4	Millwork Elevations	P-5	Water Supply /Distribution Riser	F4	Floor Finish Plan-Mezz
A2.5	Interior Elevations	P-6	Sanitary Drainage Riser	F5	Wall Finish Plan-Mezz
		P-7	Plumbing Riser and Notes. 2nd Floor	F6	Reflected Ceiling Plan
		P-8	Compressed Air/MED Gas/Vacuum Floor Plan.	F7	Maintenance
A3.0	Door and Windows Plan			F8	Finish Notes & Schedule
A3.1	Door and Window Plan	P-9	Compressed Air/MED Gas/Vacuum Riser Diagrams.		
A3.2	Door and Window Details				
		P-10	Plumbing Notes.		
A4.0	Building Section		STRUCTURAL		
A4.1	Building Section	S-1	Structural		
A4.2	Wall Sections	S-2	Structural		
A4.3	Wall Sections	S-3	Framing Design First Floor		
		S-4	Framing Design Second Floor		
		S-5	Framing Design Roof		

Civil Engineer

Austin Civil Engineering
2708 S. Lamar Suite 2004
Austin, Tx 78704
512-306-0018 Voice
512-306-0048 Fax
Contact: Hunter Shadburne PE

Dental Equipment

BURKHART
4616 W Howard Lane
Suite 970, Austin TX 78728
512-206-0401 Office
877-399-7619 Fax
Contact: Felix Gutierrez

Interior Designer

Innerspace
2401 EAST 6TH Street Suite 2019
Austin, Tx 78702
512.495.9950
Contact: Bethany Meister, RID

Architect

J Jacobs Construction
4411 South IH-35, Suite 100
Georgetown, Texas
512-930-0370 Voice
Contact: Stacy Rudd RA

MEP and Structural Engineer

M & S Engineering
6477 FM 311
Spring Branch, Tx 78070
830-228-5446 Voice
830-885-2170 Fax
Contact: Trey Sims


J-JACOBS CONSTRUCTION
3613 WILLIAMS DRIVE SUITE 102
GEORGETOWN, TEXAS 78628
OFFICE: 512.930.0370
FAX: 512.930.0358



GEORGETOWN PEDIATRIC DENTISTRY

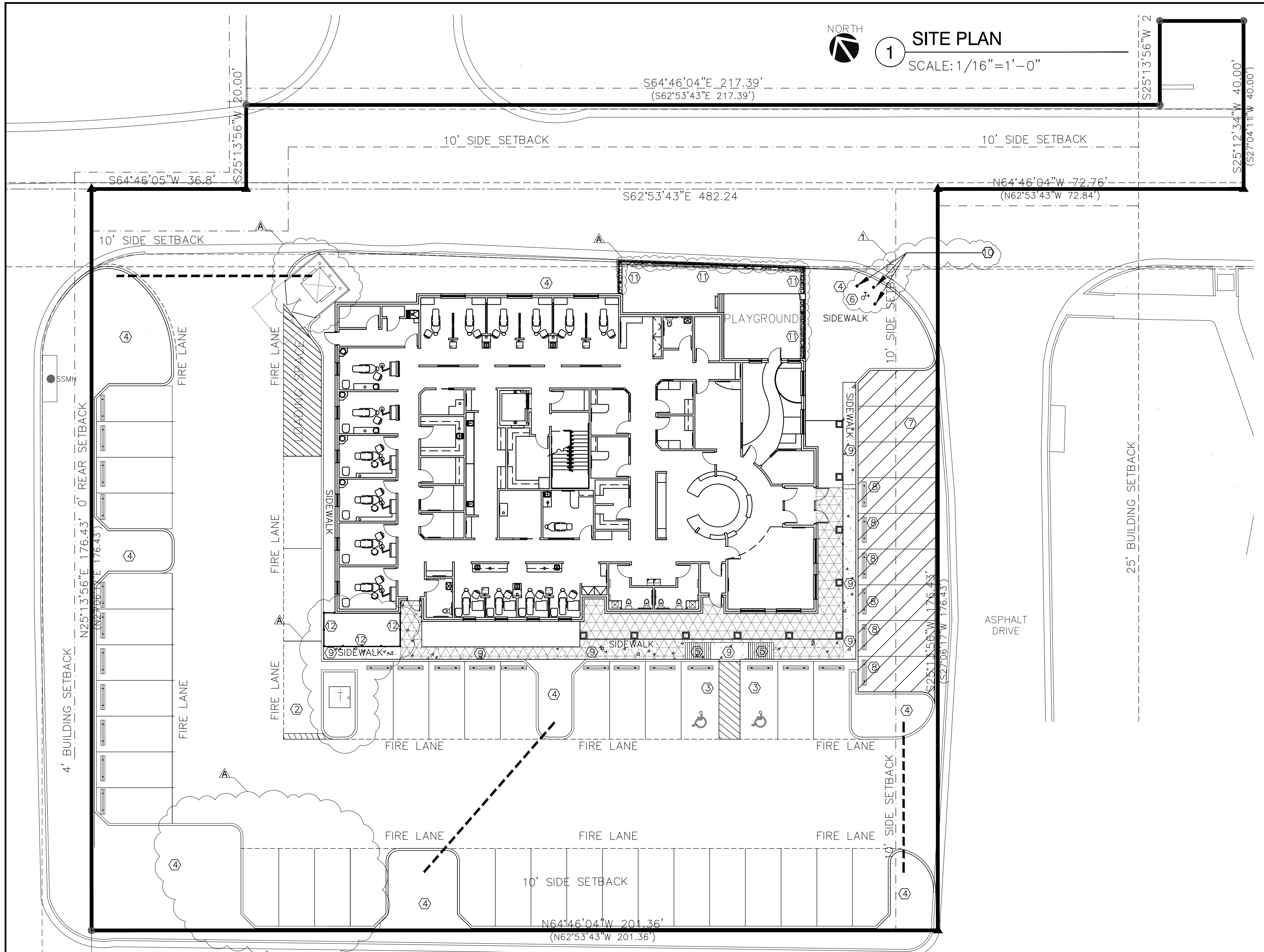
**4507 Williams Drive
Georgetown, Texas**

BIDDING AND PERMITTING NOT FOR CONSTRUCTION



PROJECT NO. 12-102
DATE
04-30-2013

COV



SLOPES AT SIDEWALKS:

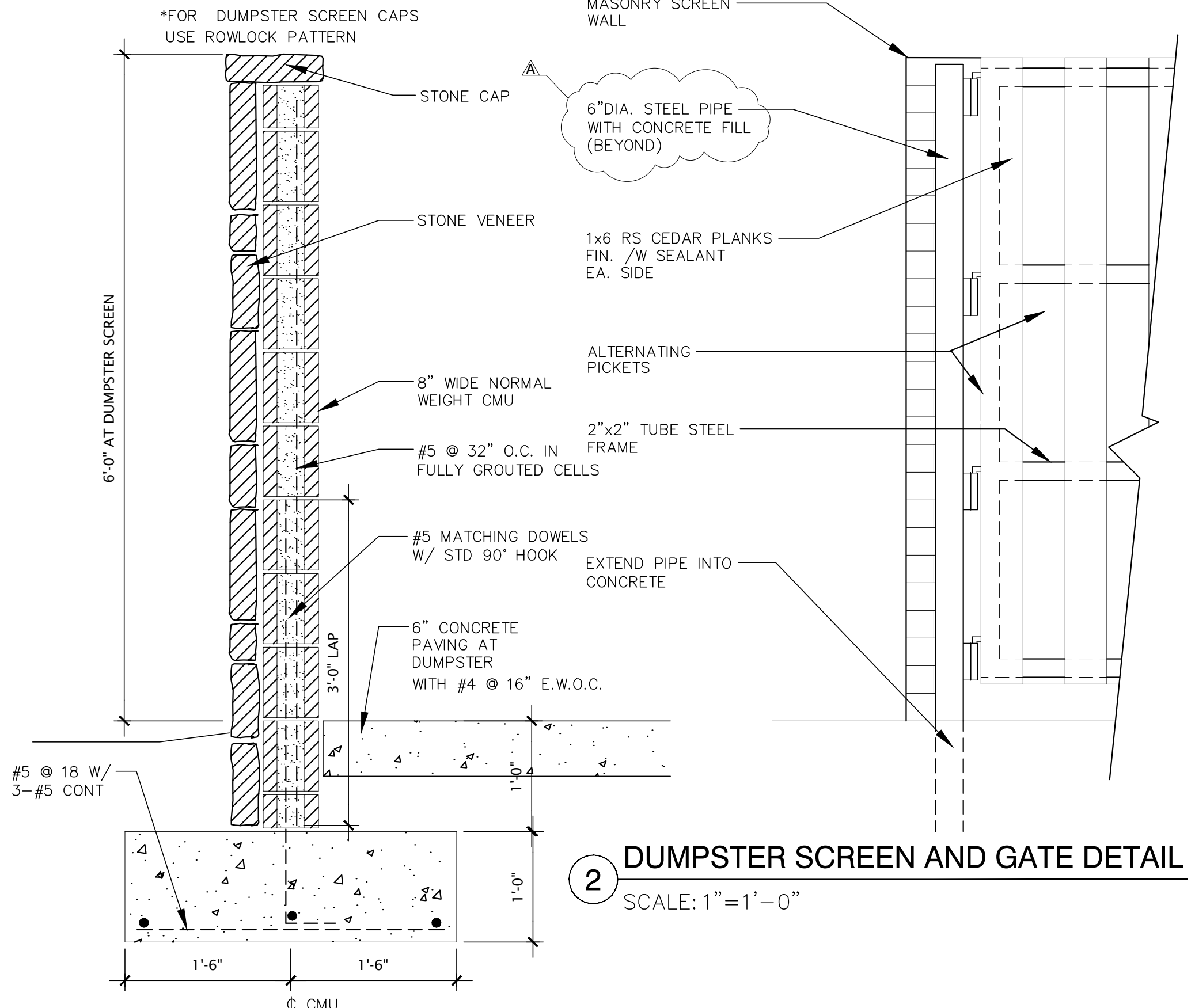
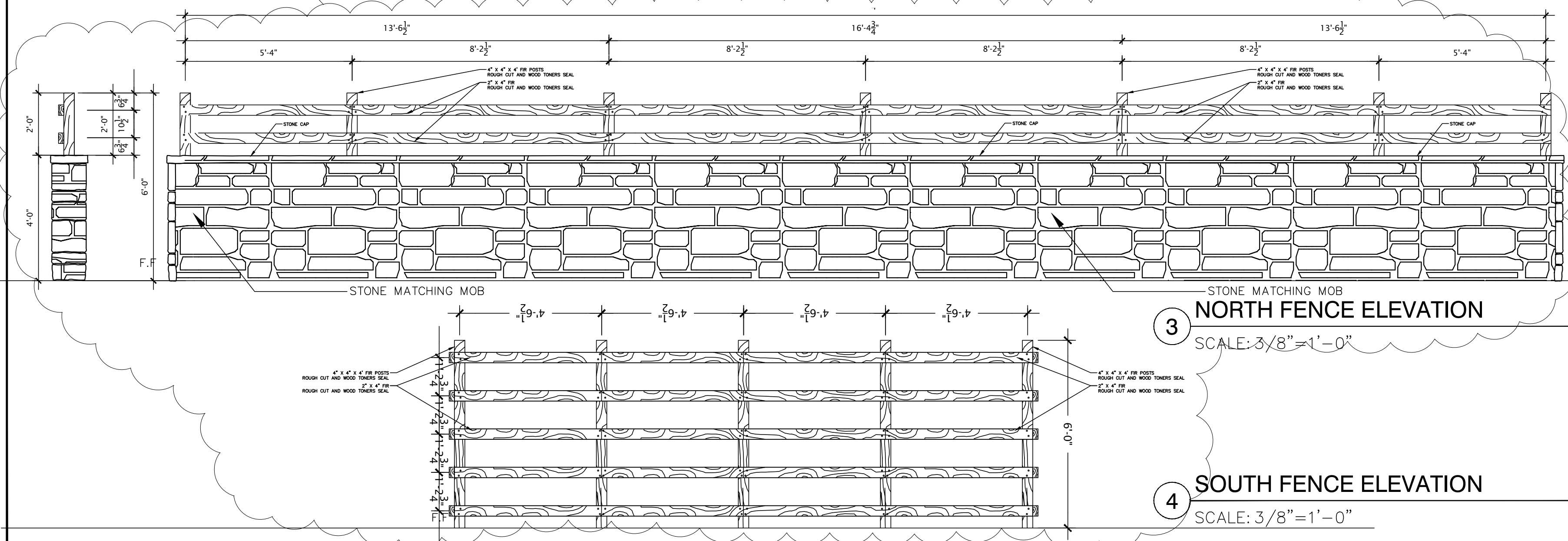
- 2% MAX SLOPE WITHIN 5' OF ALL EXTERIOR DOORS.
- 2% MAX SLOPE IN ALL DIRECTIONS AT ALL HANDICAP PARKING AND ACCESS AISLE.
- 2% MAX CROSS SLOPE AT SIDEWALKS
- 5% MAX RUNNING SLOPE AT ALL SIDEWALKS NOT LABELED AS RAMPS
- 2% MAX. SLOPE IN ALL DIRECTIONS WITHIN 5' OF TOP OR BOTTOM LANDING OF RAMPS OR STAIRS

LEGEND

- 4" PVC IRRIGATION SLEEVES. MARK LOCATION OF END OF SLEEVES
- LOCATION OF ACCESSIBLE ROUTE

KEY NOTES


- NBU TRANSFORMER
- DUMPSTER SCREEN AND GATE. REFER TO 2/AS1.0
- ACCESSIBLE PARKING SPACE. PROVIDE VAN ACCESSIBLE SIGN WITH STANDARD SIGN
- IRRIGATED LANDSCAPE AREA. PROVIDE 3" TOPSOIL.
- ACCESSIBLE RAMPS.
- REMOTE FIRE DEPARTMENT CONNECTION (FDC) FOR THE FIRE SPRINKLER SYSTEM SHALL HAVE A 5 INCH STORTZ CONNECTION ON A 30 DEGREE WITH A KNOX BRAND LOCKING CAP.
- DIRT COLOR ASPHALT.
- RAILROAD TIE SECURED TO SURFACE.
- ROCK SALT FINISH
- PAINTED 8" DIA. x 8" CONCRETE FILLED PIPE BOLLARDS. EMBED 5' INTO GROUND. VEHICLE IMPACT PROTECTION SHALL BE PROVIDED FOR THE FDC IN ACCORDANCE WITH 2003 IFC SECTION 312
- STONE AND WOOD FENCE. SEE 3/AS1 FOR DETAIL.
- WOOD FENCE CORRAL TYPE. SEE 4/AS1 FOR DETAIL.



NOTE:
INSTALL A SIGN ABOVE THE FIRE DEPARTMENT CONNECTION STATING "FDC" THE SIGN SHALL BE 7" ABOVE GRADE. THE SIGN SHALL HAVE REFLECTIVE WHITE LETTERS UPON A REFLECTIVE RED BACKGROUND. THE LETTERING SHALL BE MINIMUM 2 INCHES STROKE AND MINIMUM 8 INCHES IN HEIGHT. THE SIGN SHALL ALSO HAVE THE ADDRESS OF THE STRUCTURE PROTECTED. THE ADDRESS LETTERING SHALL BE MINIMUM 2 INCH STROKE

THE BUILDING ADDRESS SHALL BE POSTED WITH NUMBERS FROM 12 INCHES TO 20 INCHES TALL, IN A COLOR IN DIRECT CONTRAST TO THE BACKGROUND.

J-JACOBS CONSTRUCTION
3613 WILLIAMS DRIVE SUITE 102
GEORGETOWN, TEXAS 78628
OFFICE: 512.930.0370
FAX: 512.930.0358



GEORGETOWN PEDIATRIC DENTISTRY
4507 Williams Drive
Georgetown, Texas

BIDDING AND PERMITTING NOT FOR CONSTRUCTION

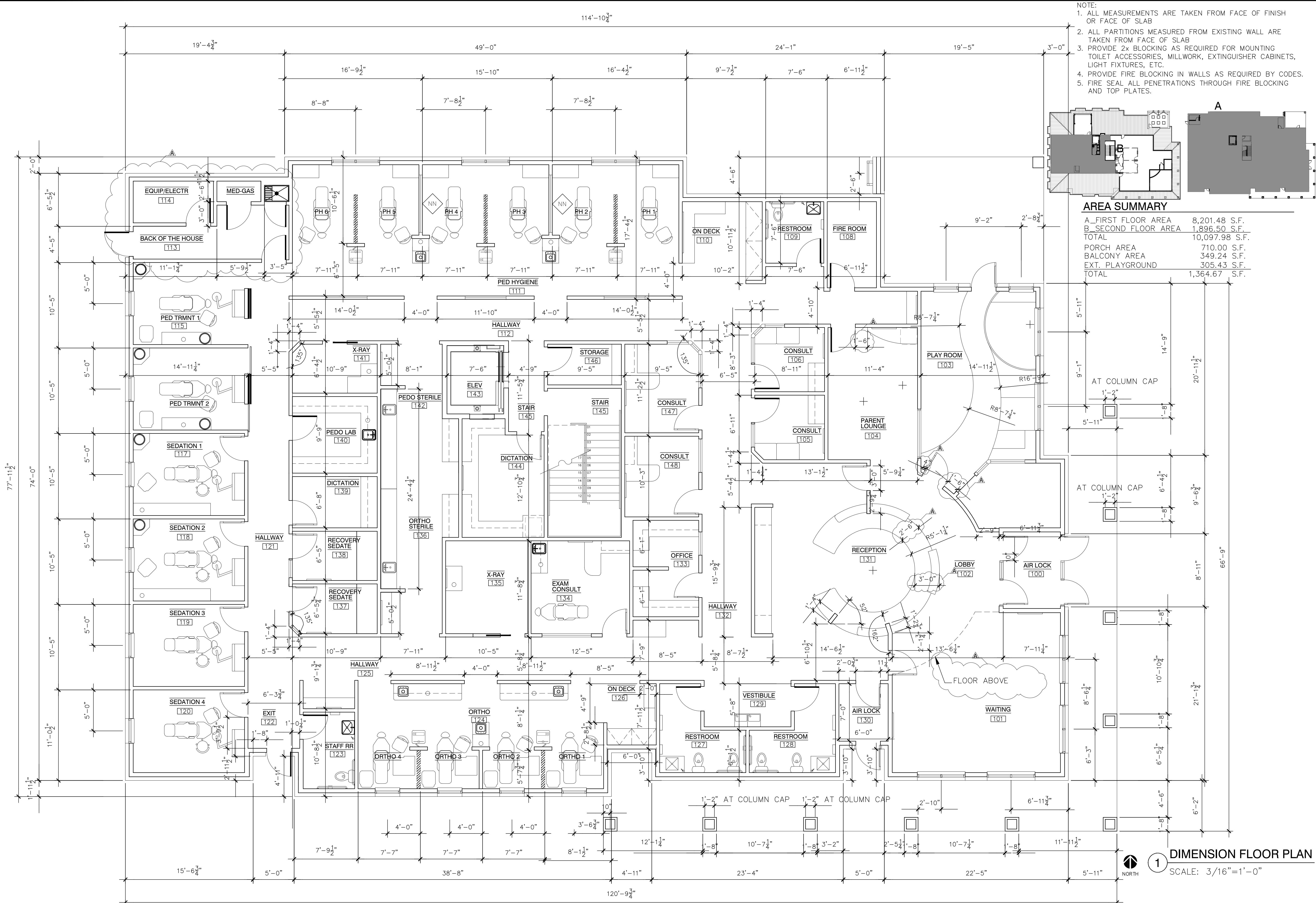


6-19-13 CITY COMMENTS
ADDENDUM

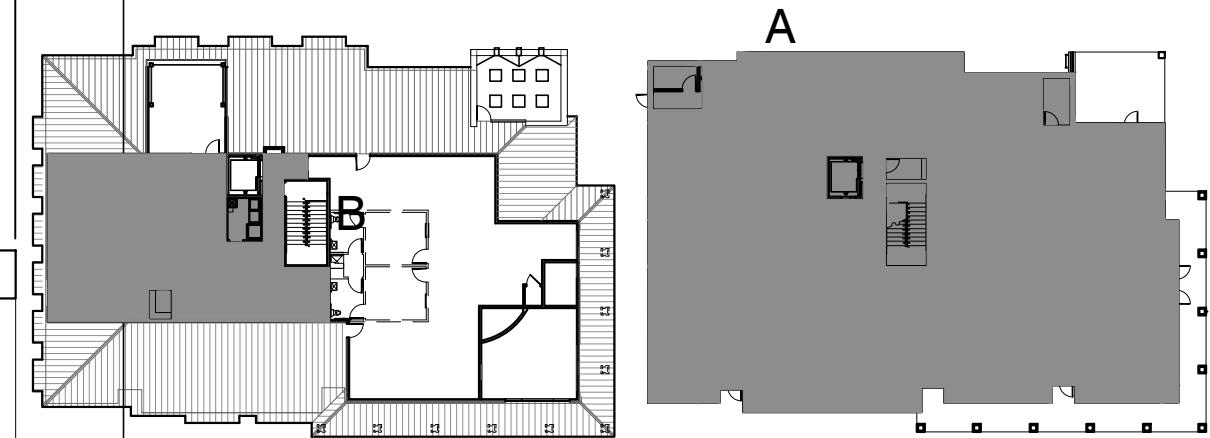
PROJECT NO. 12-102
DATE 07-31-2013

ARCH SITE PLAN

AS1.0




- NOTE:
1. ALL MEASUREMENTS ARE TAKEN FROM FACE OF FINISH OR FACE OF SLAB
 2. ALL PARTITIONS MEASURED FROM EXISTING WALL ARE TAKEN FROM FACE OF SLAB
 3. PROVIDE 2x BLOCKING AS REQUIRED FOR MOUNTING TOILET ACCESSORIES, MILLWORK, EXTINGUISHER CABINETS, LIGHT FIXTURES, ETC.
 4. PROVIDE FIRE BLOCKING IN WALLS AS REQUIRED BY CODES.
 5. FIRE SEAL ALL PENETRATIONS THROUGH FIRE BLOCKING AND TOP PLATES.



AREA SUMMARY


A FIRST FLOOR AREA	8,201.48 S.F.
B SECOND FLOOR AREA	1,896.50 S.F.
TOTAL	10,097.98 S.F.
PORCH AREA	710.00 S.F.
BALCONY AREA	349.24 S.F.
EXT. PLAYGROUND	305.43 S.F.
TOTAL	1,364.67 S.F.

J-JACOBS CONSTRUCTION
 3613 WILLIAMS DRIVE SUITE 102
 GEORGETOWN, TEXAS 78628
 OFFICE: 512.930.0370
 FAX: 512.930.0358



GEORGETOWN PEDIATRIC DENTISTRY
 4507 Williams Drive
 Georgetown, Texas

BIDDING AND PERMITTING
 NOT FOR CONSTRUCTION

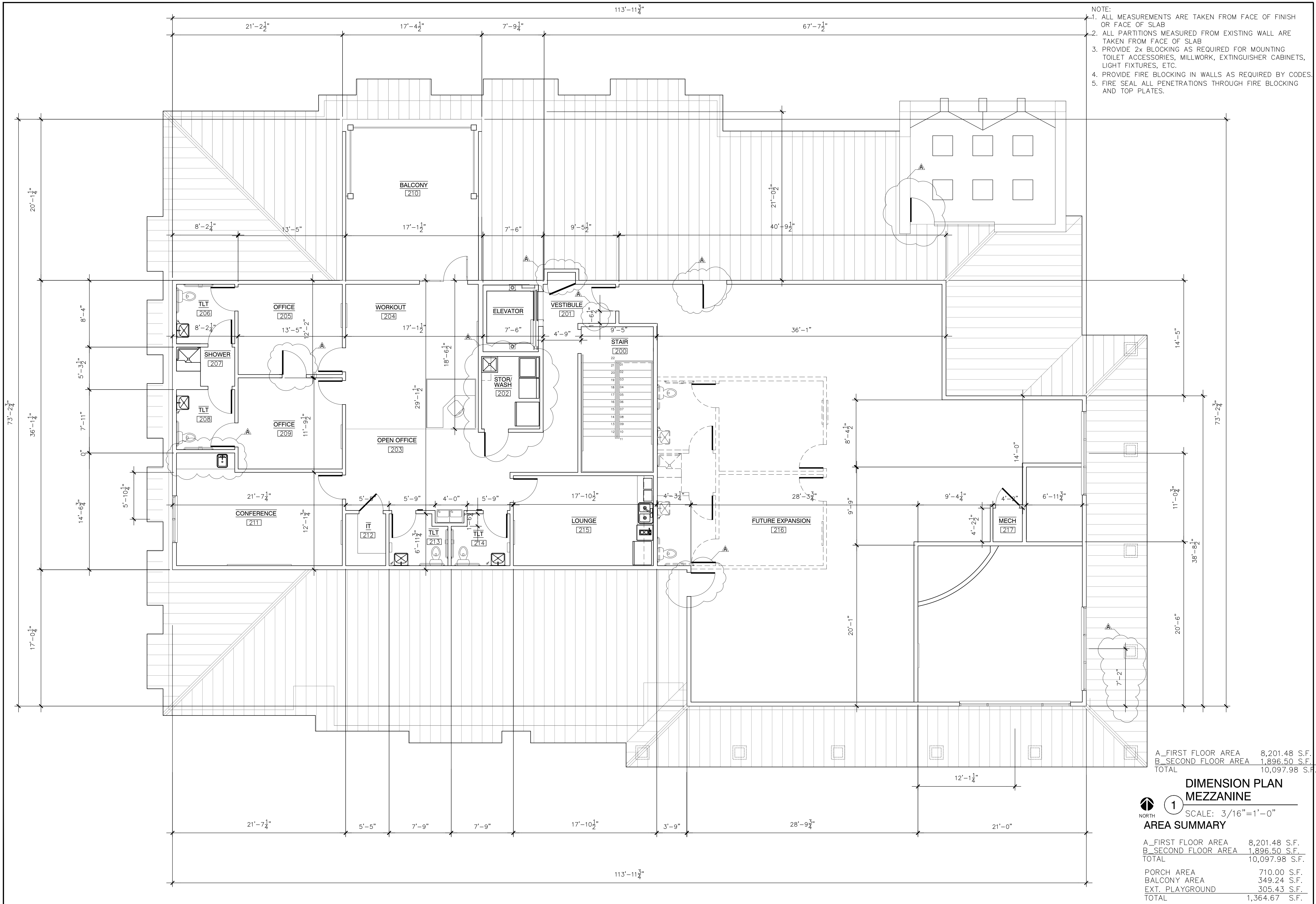


A 7-20-13 ADDENDUM

PROJECT NO. 12-102
 DATE
 07-31-2013

1 DIMENSION FLOOR PLAN
 SCALE: 3/16"=1'-0"

A1.0




- NOTE:
1. ALL MEASUREMENTS ARE TAKEN FROM FACE OF FINISH OR FACE OF SLAB
 2. ALL PARTITIONS MEASURED FROM EXISTING WALL ARE TAKEN FROM FACE OF SLAB
 3. PROVIDE 2x BLOCKING AS REQUIRED FOR MOUNTING TOILET ACCESSORIES, MILLWORK, EXTINGUISHER CABINETS, LIGHT FIXTURES, ETC.
 4. PROVIDE FIRE BLOCKING IN WALLS AS REQUIRED BY CODES.
 5. FIRE SEAL ALL PENETRATIONS THROUGH FIRE BLOCKING AND TOP PLATES.

A_FIRST FLOOR AREA 8,201.48 S.F.
 B_SECOND FLOOR AREA 1,896.50 S.F.
 TOTAL 10,097.98 S.F.

DIMENSION PLAN
MEZZANINE
 1 SCALE: 3/16"=1'-0"
AREA SUMMARY


A_FIRST FLOOR AREA 8,201.48 S.F.
 B_SECOND FLOOR AREA 1,896.50 S.F.
 TOTAL 10,097.98 S.F.
 PORCH AREA 710.00 S.F.
 BALCONY AREA 349.24 S.F.
 EXT. PLAYGROUND 305.43 S.F.
 TOTAL 1,364.67 S.F.

J. JACOBS CONSTRUCTION
 3613 WILLIAMS DRIVE SUITE 102
 GEORGETOWN, TEXAS 78628
 OFFICE: 512.930.0370
 FAX: 512.930.0358



GEORGETOWN PEDIATRIC DENTISTRY
 4507 Williams Drive
 Georgetown, Texas

BIDDING AND PERMITTING
 NOT FOR CONSTRUCTION



7-20-13 ADDENDUM

PROJECT NO. 12-102
 DATE
 07-31-2013

DIMENSION PLAN
MEZZANINE

A11

NOTE:
THE DOOR TO THE MEDICAL GAS STORAGE ROOM SHALL HAVE A SIGN POSTED ON THE DOOR STATING THE FOLLOWING:
"CAUTION
NO SMOKING OR OPEN FLAME
ROOM MAY HAVE INSUFFICIENT OXYGEN
OPEN DOOR AND ALLOW ROOM TO VENTILATE BEFORE ENTERING."

NOTE:
PORTABLE FIRE EXTINGUISHERS SHALL BE OF AT LEAST THE 2A10BC RATING AND SHALL BE INSPECTED BY A TEXAS LICENSE FIRE EXTINGUISHER COMPANY.

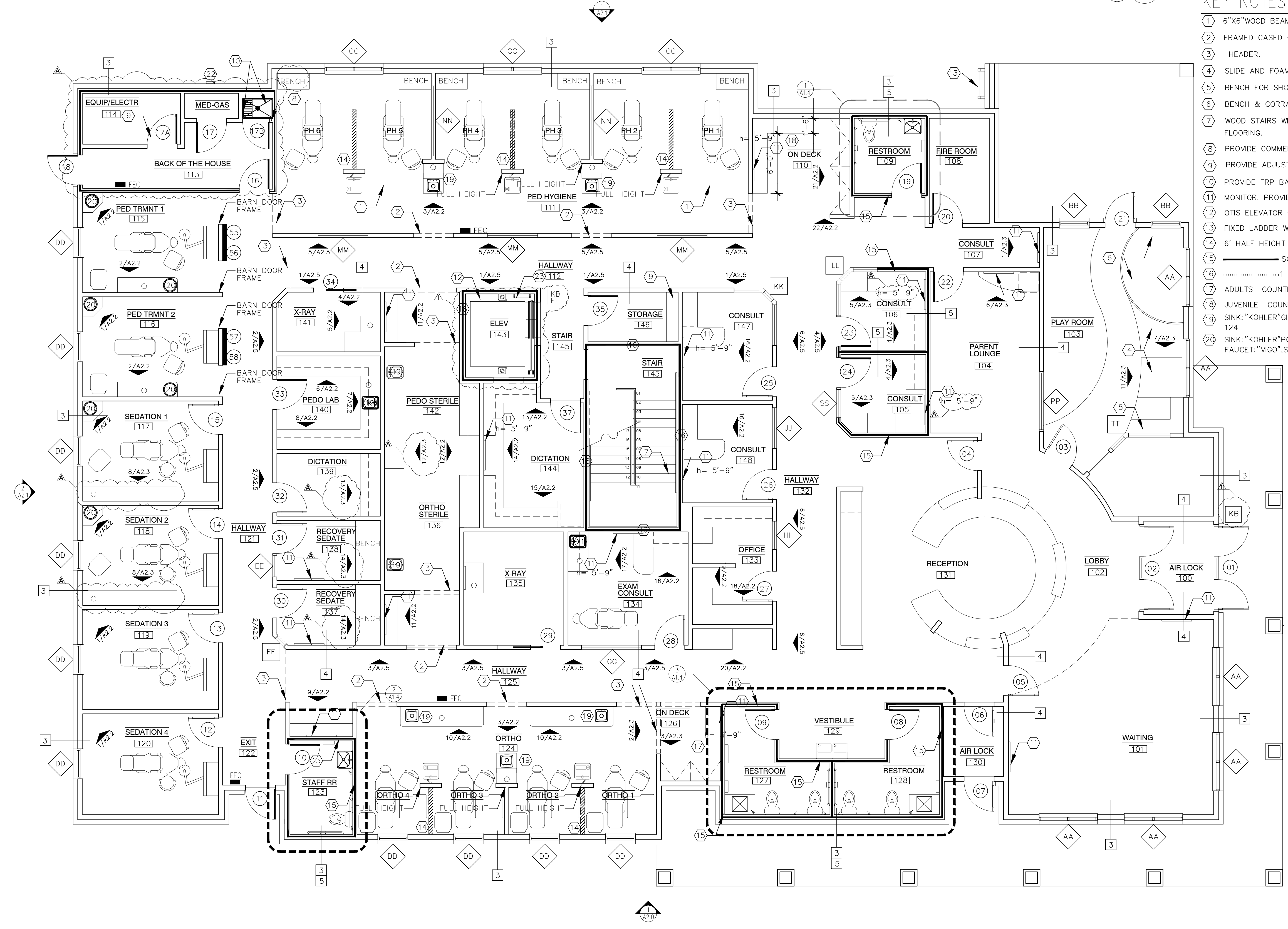
LEGEND

- FEC SEMI RECESSED FIRE EXTINGUISHER CABINET, MOUNT TOP OF EXTINGUISHER AT 48". (4 LOCATIONS)
- ⊗ WINDOW TAG
- ⊗ WALL TYPE TAG
- ⊗ DOOR TAG
- ⊗ INTERIOR ELEVATION TAG
- ⊗ EXTERIOR ELEVATION TAG
- ⊗ ROOM NAME TAG
- ⊗ PROVIDE A KNOX BRAND KEY LOCK BOX. THE PURCHASE APPLICATION FOR THE BOX MUST BE OBTAINED FROM FIRE INSPECTIONS, 300 INDUSTRIAL AVE.
- ⊗ KNOX BOX BRAND 1450 SERIES MINI ELEVATOR BOX FOR STORAGE OF ELEVATOR KEYS. THE ELEVATOR INSTALLER SHALL PROVIDE DROP KEYS AND SERVICE KEYS FOR PLACEMENT INTO THE KNOX BOX.

KEY NOTES


- 1 6"x6"WOOD BEAM, TYP., 8'-4" AFF. SEE INTERIOR DESIGN PLANS FOR DETAIL.
- 2 FRAMED CASING OPENING.
- 3 HEADER.
- 4 SLIDE AND FOAM PIT ON A BUILT UP PLATFORM. SEE INTERIOR DESIGN PLANS FOR DETAIL.
- 5 BENCH FOR SHOES. SEE DETAIL 7/A2.3 AND 11/A2.3
- 6 BENCH & CORRAL "PLAY PIN". SEE INT. DESIGN PLANS FOR DETAIL AND SPECIFICATIONS.
- 7 WOOD STAIRS WITH 12" TREADS AND 6" RISERS. STAIR LANDING, TREADS AND RISERS RUBBER FLOORING.
- 8 PROVIDE COMMERCIAL MOP RACK. MOEN 8198 STAINLESS STEEL 3 STATION MOP HOLDER OR SIMILAR
- 9 PROVIDE ADJUSTABLE SHELVES REFER 2/A3.1
- 10 PROVIDE FRP BACK-SPLASH UP TO 5'-0" AFF AT MOP SINK. ALL WALLS
- 11 MONITOR. PROVIDE BLOCKING AND BRACING AT 7'-0" AFF IN WHERE HEIGHT IS NOT DESCRIBED.
- 12 OTIS ELEVATOR Gen2 3,500# @150 F.P.M. SEISMIC 0/1. DOOR WITH SECURITY CARD READER KIT.
- 13 FIXED LADDER WITH WALK-THRU HANDRAILS WITH SECURE ACCESS. COTTERMAN CO. FIXED LADDERS
- 14 6' HALF HEIGHT WALLS.
- 15 SOUND INSULATED WALLS TYPE 5 SEE 2/A1.8
- 16 1 HR RATED WALL SEE 5/A1.8
- 17 ADULTS COUNTERTOP
- 18 JUVENILE COUNTERTOP
- 19 SINK:"KOHLER"GIMLET, TOPMOUNT BAR SINK, ACRYLIC, 15" SQUARE 124
- 20 SINK:"KOHLER"PORTOFINO, TOPMOUNT ENAMELED CAST IRON,18-3/8"DIA FAUCET:"VIGO",SETAI SINGLE HANDLE BATHROOM FAUCET IN OIL RUBBED BRONZE
- 21 SINK:"KOHLER" KATHRYN, RECTANGULAR ,19-3/4" A 15-5/8" DIA FAUCET:"VIGO",SETAI SINGLE HANDLE BATHROOM FAUCET OIL RUBBED BRONZE
- 22 12"x12" METAL LOUVERED VENT @ 12" AFF AND 8'-0" AFF
- 23 ELEVATOR LADDER

- NOTE:
1. ALL PARTITIONS ARE TYPE 1 UNLESS NOTED OTHERWISE
 2. REFER TO SHEET A1.8 FOR WALL TYPES
 3. PROVIDE W.R. GYP BD AT ALL WET WALLS
 4. REFER TO P5 FOR PLUMBING SPECS.




1 FINISH FLOOR PLAN
SCALE: 3/16"=1'-0"

J-JACOBS CONSTRUCTION
3613 WILLIAMS DRIVE SUITE 102
GEORGETOWN, TEXAS 78628
OFFICE: 512.930.0370
FAX: 512.930.0358



GEORGETOWN PEDIATRIC DENTISTRY
4507 Williams Drive
Georgetown, Texas

BIDDING AND PERMITTING NOT FOR CONSTRUCTION



5-20-13 ADDENDUM
6-19-13 CITY COMMENTS

PROJECT NO. 12-102
DATE 07-31-2013

FINISH FLOOR PLAN

A1.2

LEGEND

- FEC SEMI RECESSED FIRE EXTINGUISHER CABINET. MOUNT TOP OF EXTINGUISHER AT 48". (4 LOCATIONS)
- X— WALL TYPE TAG
- ⊗ DOOR TAG
- X/AX.X INTERIOR ELEVATION TAG
- ◇ WINDOW TAG
- ▲ EXTERIOR ELEVATION TAG
- XXXXXXXXXX ROOM NAME TAG


KEY NOTES

- 1 WOOD STAIRS WITH 12" TREADS AND 6" RISERS. STAIR LANDING, TREADS AND RISERS RUBBER
 - 2 PROVIDE COMMERCIAL MOP RACK. MOEN 8198, STAINLESS STEEL 3 STATION MOP HOLDER OR SIMILAR
 - 3 PROVIDE ADJUSTABLE SHELVES REFER 2/A3.1
 - 4 PROVIDE FRP BACK-SPLASH UP TO 5'-0" AFF AT MOP SINK. BOTH WALLS
 - 5 SOUND INSULATED WALLS TYPE 5 SEE 2/A1.8
 - 61 HR RATED WALL SEE 5/A1.8
 - 7 MONITOR. PROVIDE BLOCKING AND BRACING AT 7'-0" AFF IN WHERE HEIGHT IS NOT DESCRIBED.
 - 8 SINK: "KOHLER" GIMLET, TOPMOUNT BAR SINK, ACRYLIC, 15" SQUARE FAUCET: "VIGO", SETA SINGLE-HANDLE BATHROOM FAUCET IN OIL RUBBED BRONZE
 - 9 WASHER AND DRYER PROVIDED BY OWNER
 - 10 FRIDGE PROVIDED BY OWNER
- NOTE:
1. ALL PARTITIONS ARE TYPE 1 UNLESS NOTED OTHERWISE
 2. REFER TO SHEET A1.8 FOR WALL TYPES
 3. PROVIDE W.R. GYP-BD AT ALL WET WALLS
 4. REFER TO P5 FOR PLUMBING SPECS.




1 FINISH PLAN MEZZANINE
SCALE: 3/16"=1'-0"

J-JACOBS CONSTRUCTION
3613 WILLIAMS DRIVE SUITE 102
GEORGETOWN, TEXAS 78628
OFFICE: 512.930.0370
FAX: 512.930.0358



GEORGETOWN PEDIATRIC DENTISTRY
4507 Williams Drive
Georgetown, Texas

BIDDING AND PERMITTING NOT FOR CONSTRUCTION

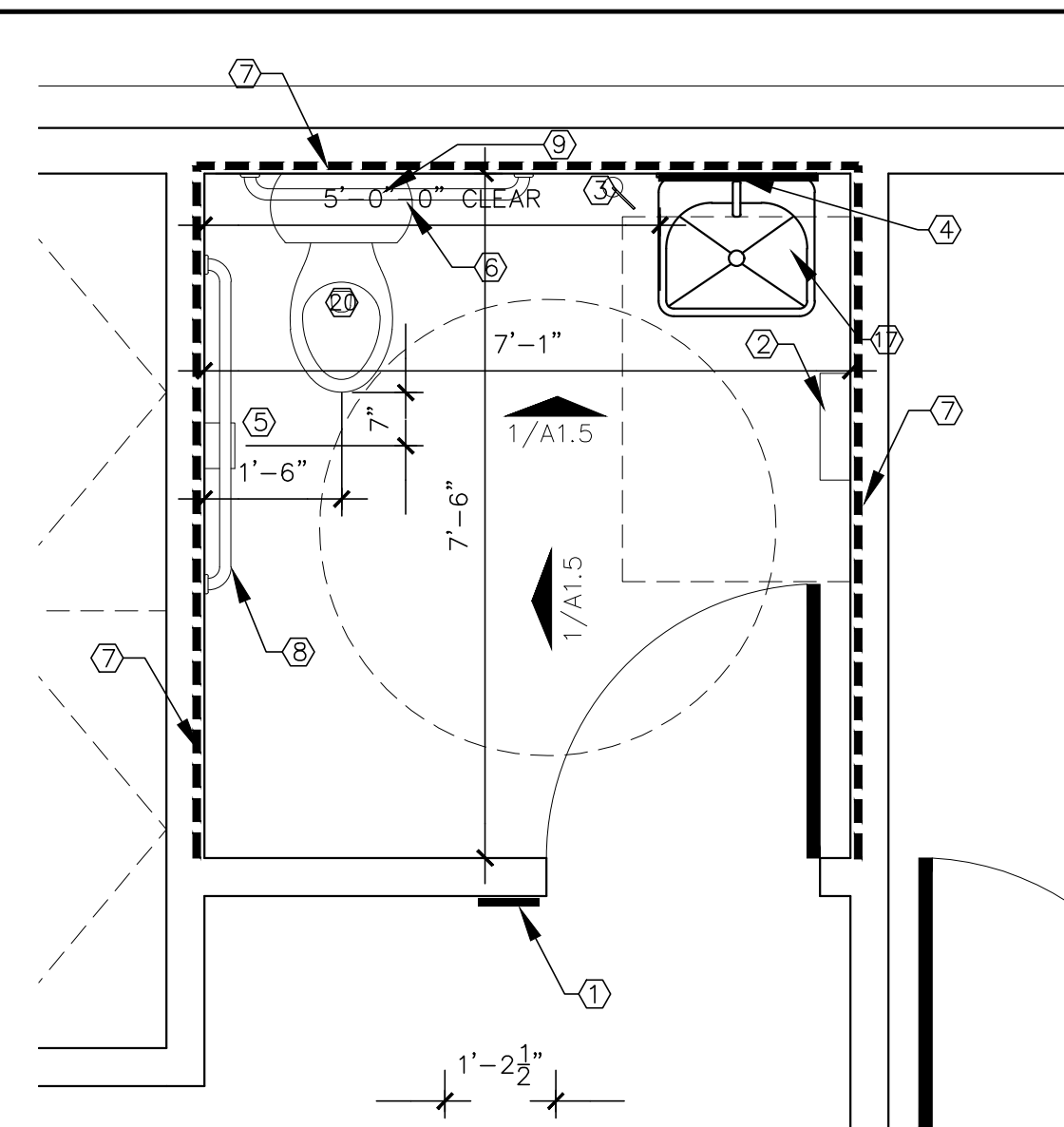


5-20-13 ADDENDUM

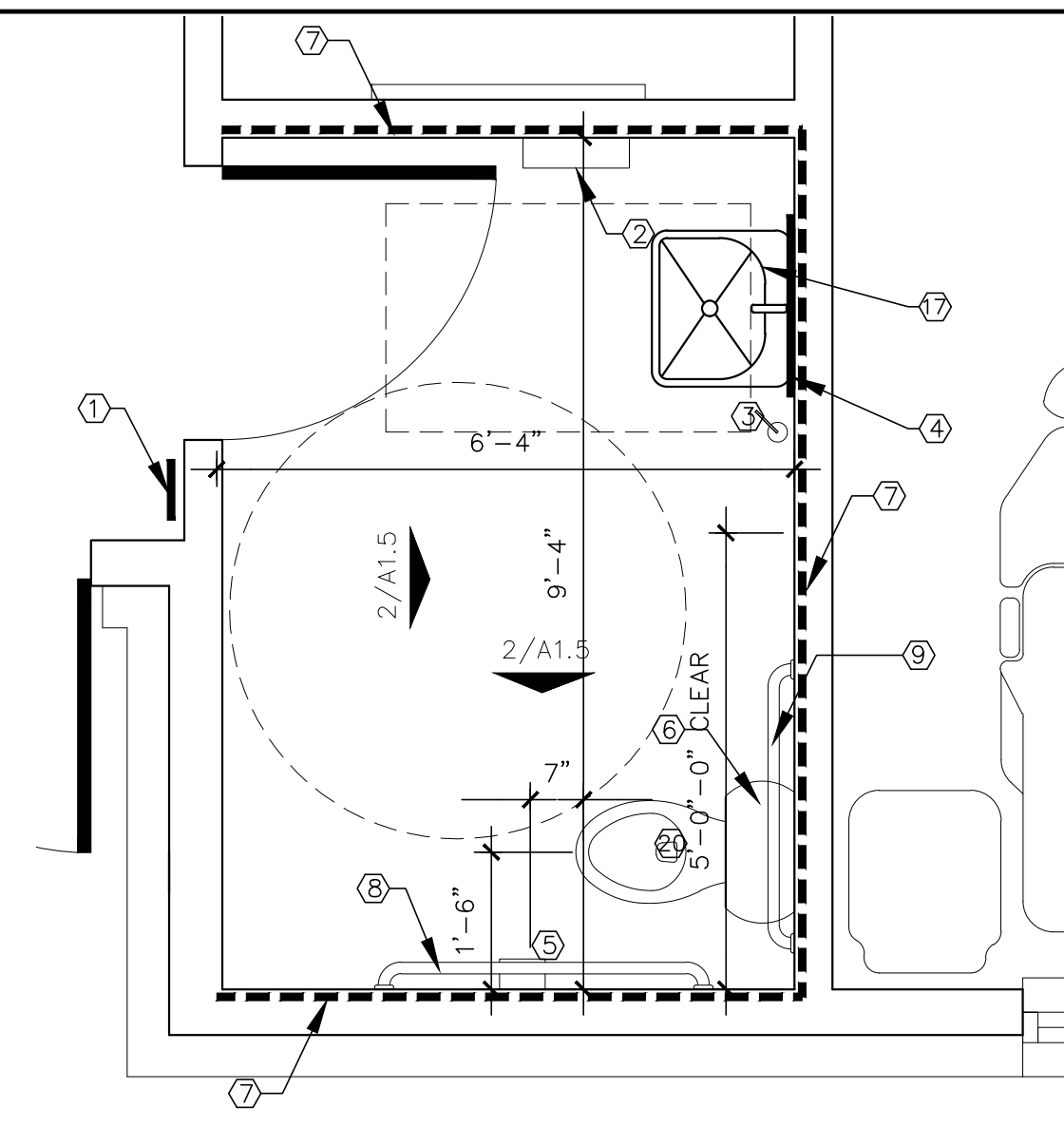
PROJECT NO. 12-102
DATE: 07-31-2013

FINISH PLAN
MEZZANINE

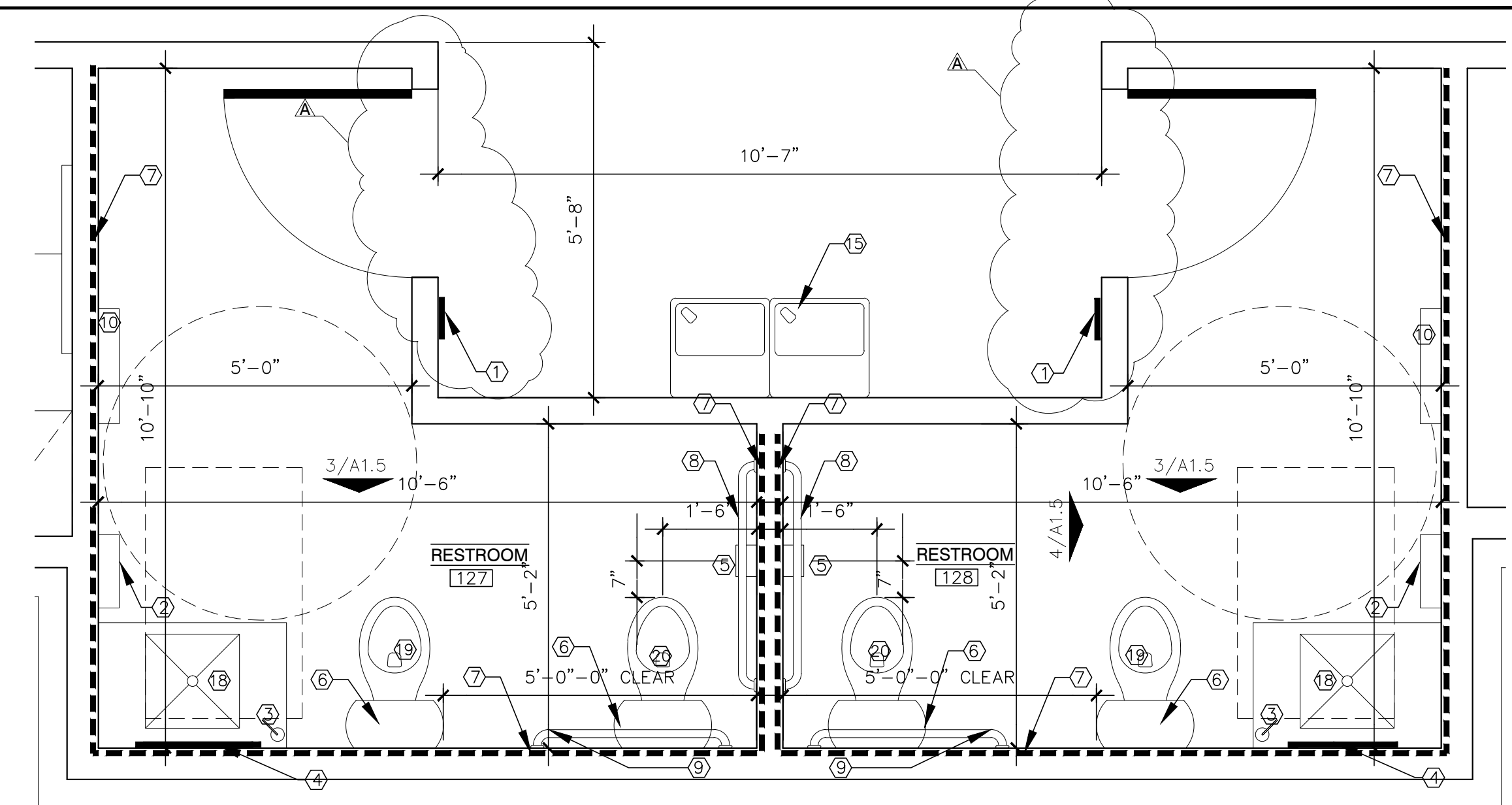
A13



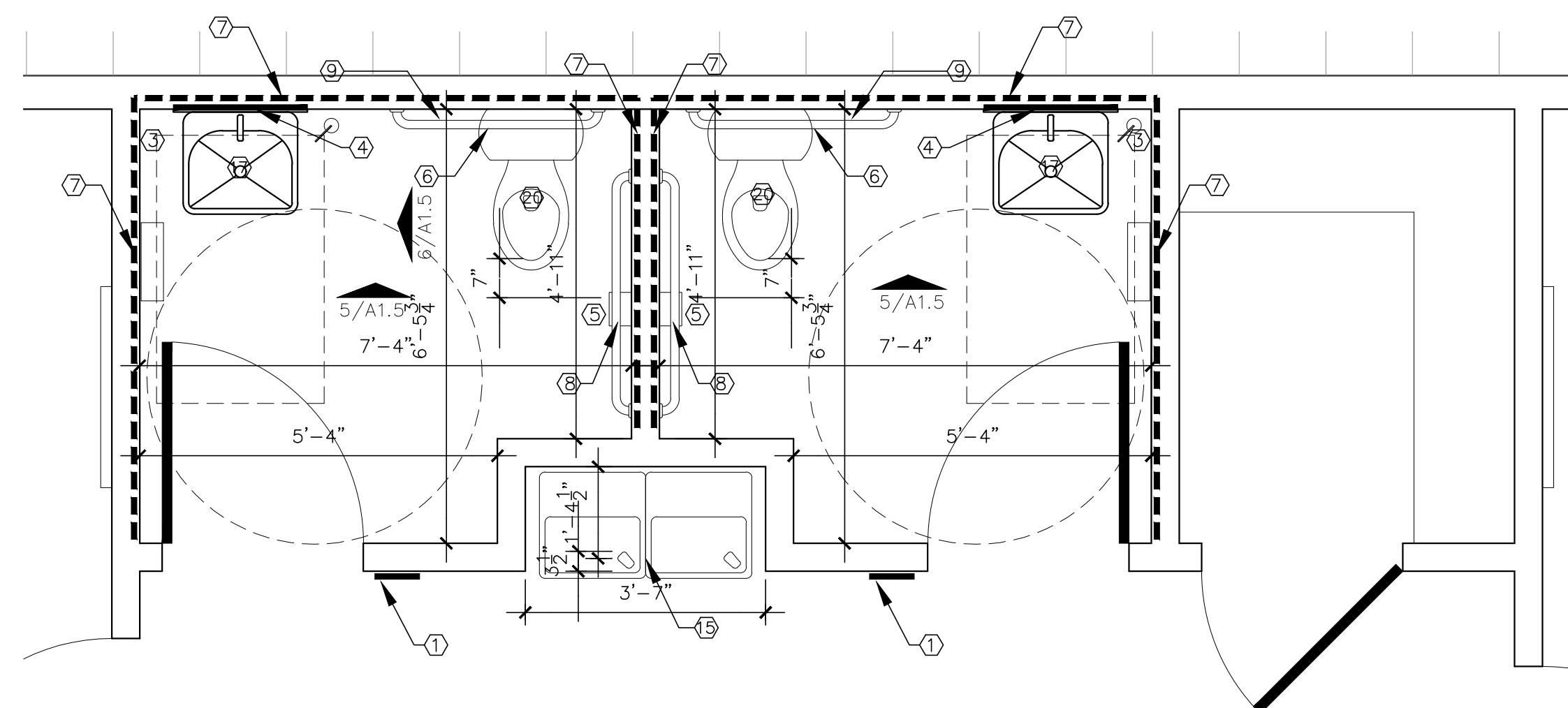
1 ENLARGED PLAN AT TOILET 109
SCALE: 1/2"=1'-0"



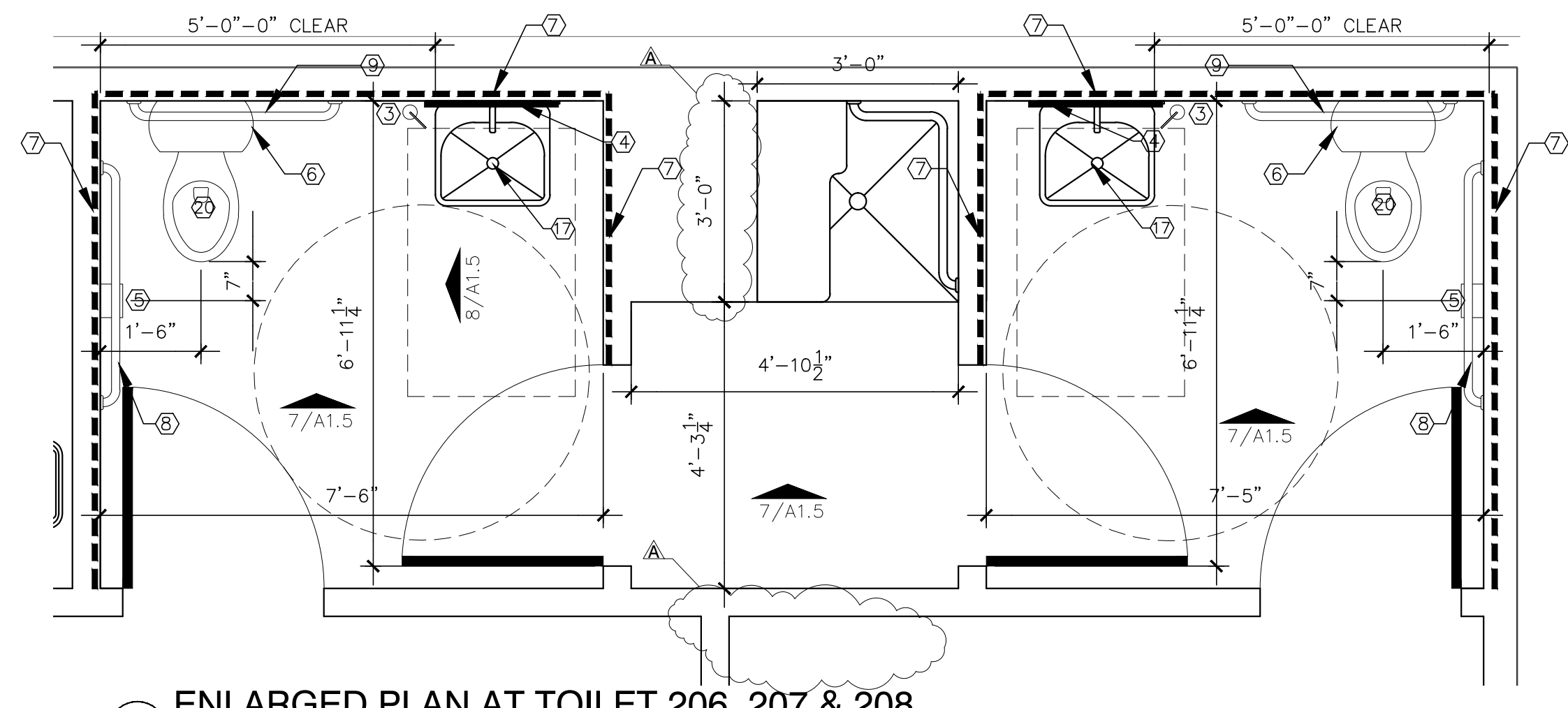
2 ENLARGED PLAN AT TOILET 123
SCALE: 1/2"=1'-0"



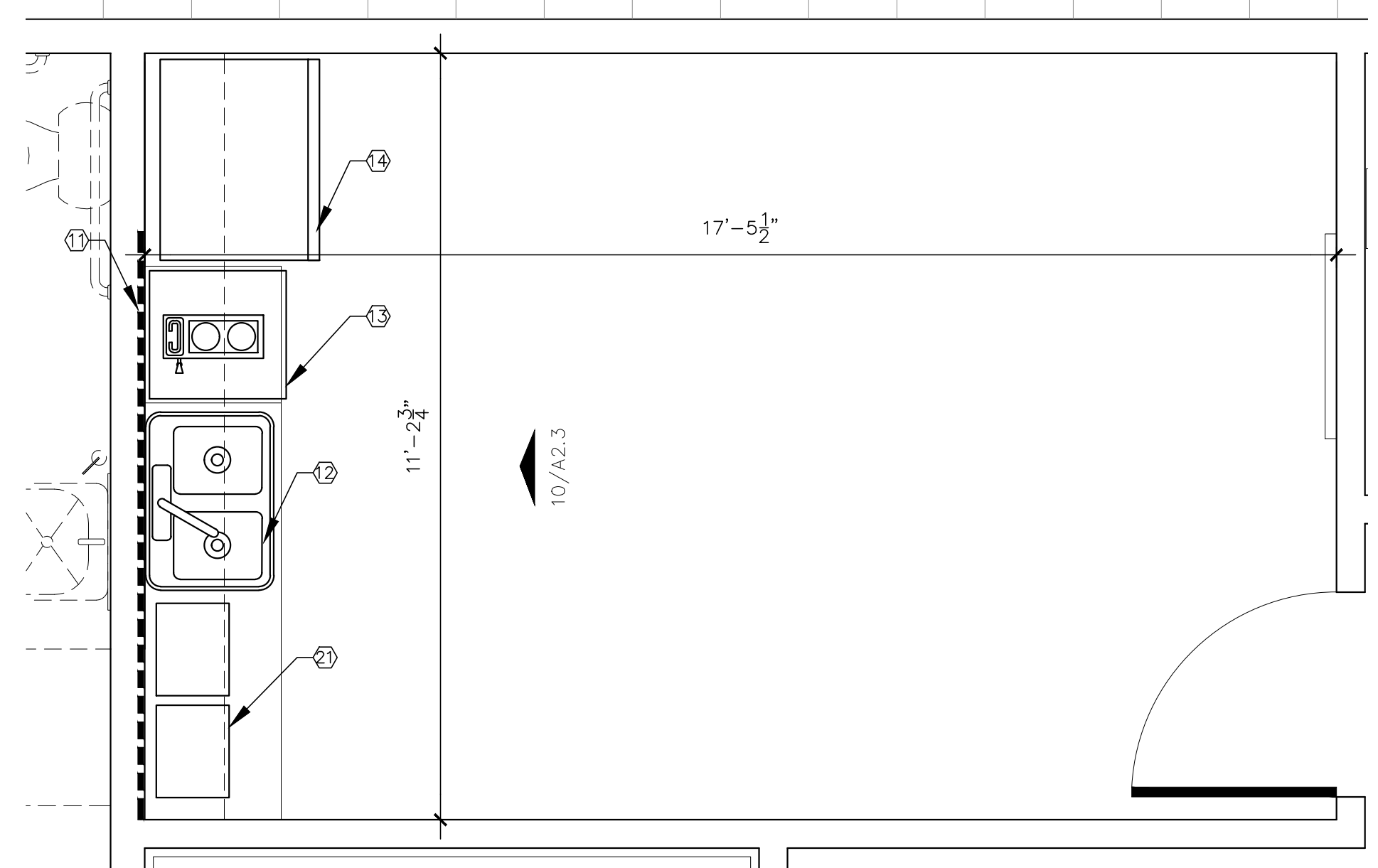
3 ENLARGED PLAN AT TOILET 127 & 128
SCALE: 1/2"=1'-0"



4 ENLARGED PLAN AT TOILET 213 & 214
SCALE: 1/2"=1'-0"




5 ENLARGED PLAN AT TOILET 206, 207 & 208
SCALE: 1/2"=1'-0"



6 ENLARGED PLAN AT LOUNGE 215
SCALE: 1/2"=1'-0"


- ACCESSORY KEY NOTES**
- 1 ADA COMPLIANT SIGN
 - 2 PAPER TOWEL DISPENSER. SEE INTERIOR DESIGN PLANS FOR DETAIL.
 - 3 SOAP DISPENSER. SEE INTERIOR DESIGN PLANS FOR DETAIL.
 - 4 2'-10" TALL x 2" WIDE MIRROR MOUNTED AT 40" AFF AT BOTTOM OF MIRROR
 - 5 TOILET PAPER DISPENSER.
 - 6 FLUSH AT WIDE SIDE
 - 7 52" HIGH CERAMIC TILE WAINSCOT AT LOCATION INDICATED WITH DASHED LINE. PROVIDE CERAMIC TILE COVE BASE AT ALL WALLS IN TOILETS. SEE INT. DESIGN PLANS FOR DETAIL.
 - 8 42" GRAB BAR. PROVIDE 2x12 BLOCKING.
 - 9 36" GRAB BAR. PROVIDE 2x12 BLOCKING.
 - 10 DIAPER CHANGING STATION: "KOALA KARE" KB110-SSRE STAINLESS STEEL RECESS MOUNT HORIZONTAL.
 - 11 15 1/2" HIGH CERAMIC TILE WAINSCOT AT LOCATION INDICATED WITH DASHED LINE. SEE INTERIOR DESIGN PLANS FOR DETAIL.
 - 12 DOUBLE BOWL SINK. ADA COMPLIANT. ACCOMMODATE A GARBAGE DISPOSAL. FAUCET: "KOHLER" FORTE, SINGLE HOLE, PULL-OUT SPRAY, CHROME. PROVIDE AN "ELKAY" GARBAGE DISPOSAL OR EQUAL.
 - 13 DISH WASHER
 - 14 REFRIGERATOR AND FREEZER WITH TRIM PACKAGE.
 - 15 DRINK FOUNTAIN: "HAWS" HI-LO BARRIER FREE, STAINLESS STEEL.
 - 16 SHOWER
 - 17 AMERICAN STANDARD MURRO, UNIVERSAL DESIGN WALL HUNG HALF PED SINK. CENTER HOLE ONLY WITH OVERFLOW. FAUCET SET: VIGO, SETAI SINGLE HANDLE BATHROOM FAUCET IN OIL RUBBED BRONZE.
 - 18 VIGO, RECTANGULAR COPPER GLASS VESSEL BATHROOM SINK. QUARTZ/GRAVITE TOP. FAUCET SET: "PFISTER" ASHFIELD SINGLE LEVER FAUCET, TUSCAN BRONZE. MOUNTED ON MILLWORK.
 - 19 CHILD SIZE TOILET: AMERICAN STANDARD 2315.228 BABY DEVORO TWO PIECE ROUND TOILET.
 - 20 AMERICAN STANDARD 2315.228
 - 21 DUAL MICROWAVE.
- NOTE: APPLIANCES PROVIDED BY OWNER, INSTALL BY CONTRACTOR.

J-JACOBS CONSTRUCTION
3613 WILLIAMS DRIVE SUITE 102
GEORGETOWN, TEXAS 78628
OFFICE: 512.930.0370
FAX: 512.930.0358



GEORGETOWN PEDIATRIC DENTISTRY
4507 Williams Drive
Georgetown, Texas

BIDDING AND PERMITTING NOT FOR CONSTRUCTION

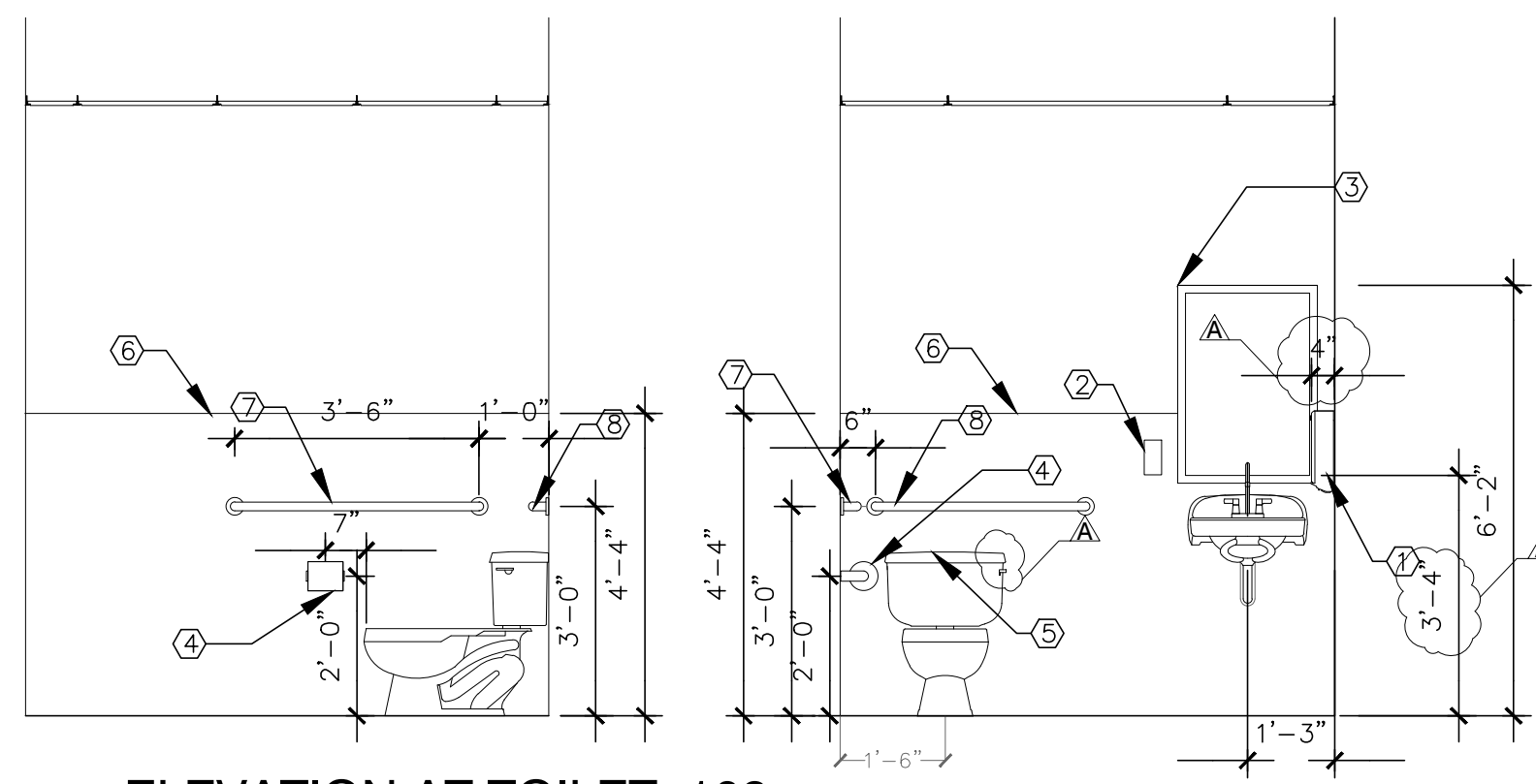


A 7-20-13 ADDENDUM

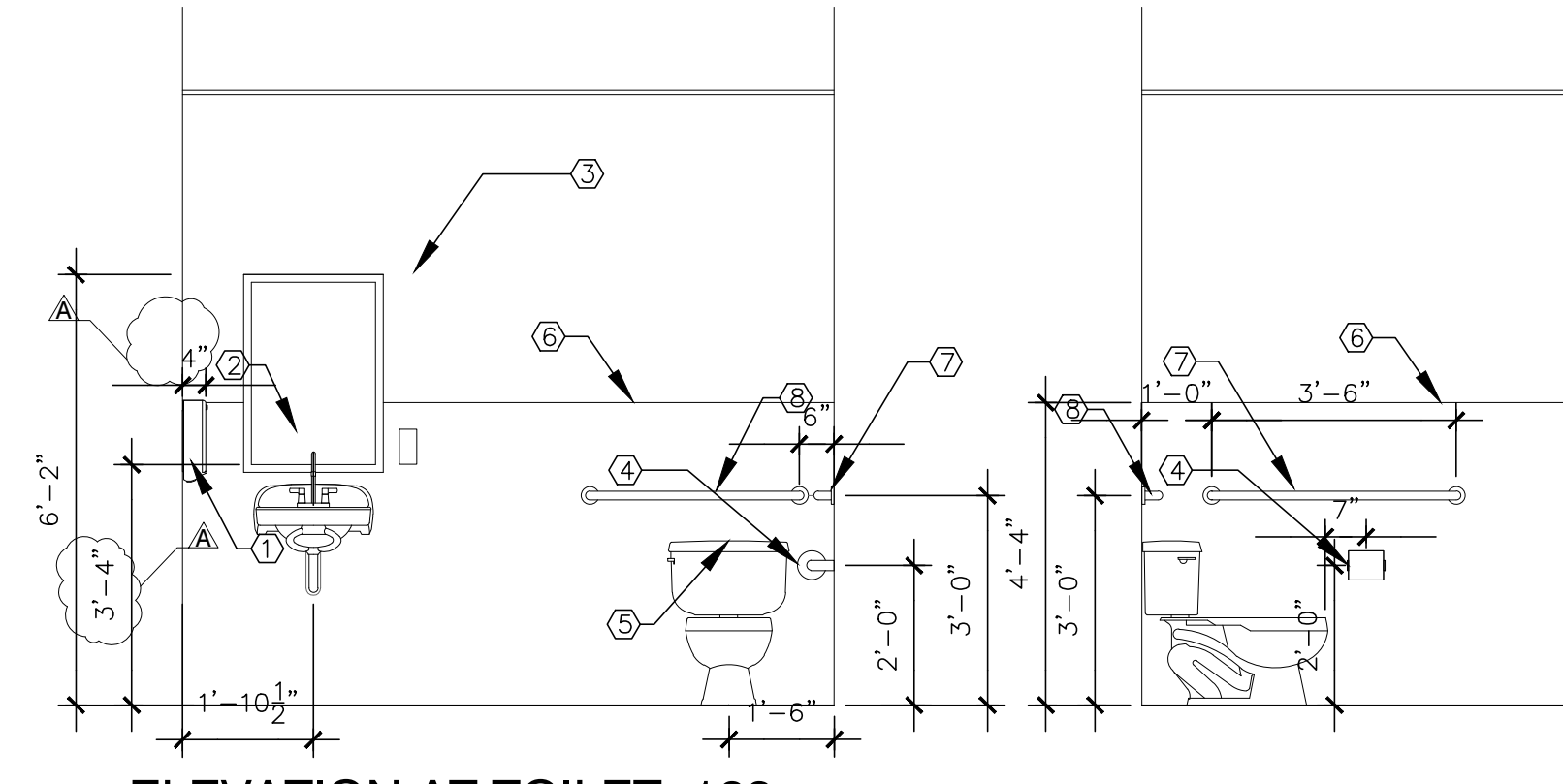
PROJECT NO. 12-102
DATE
07-31-2013

ENLARGED PLANS

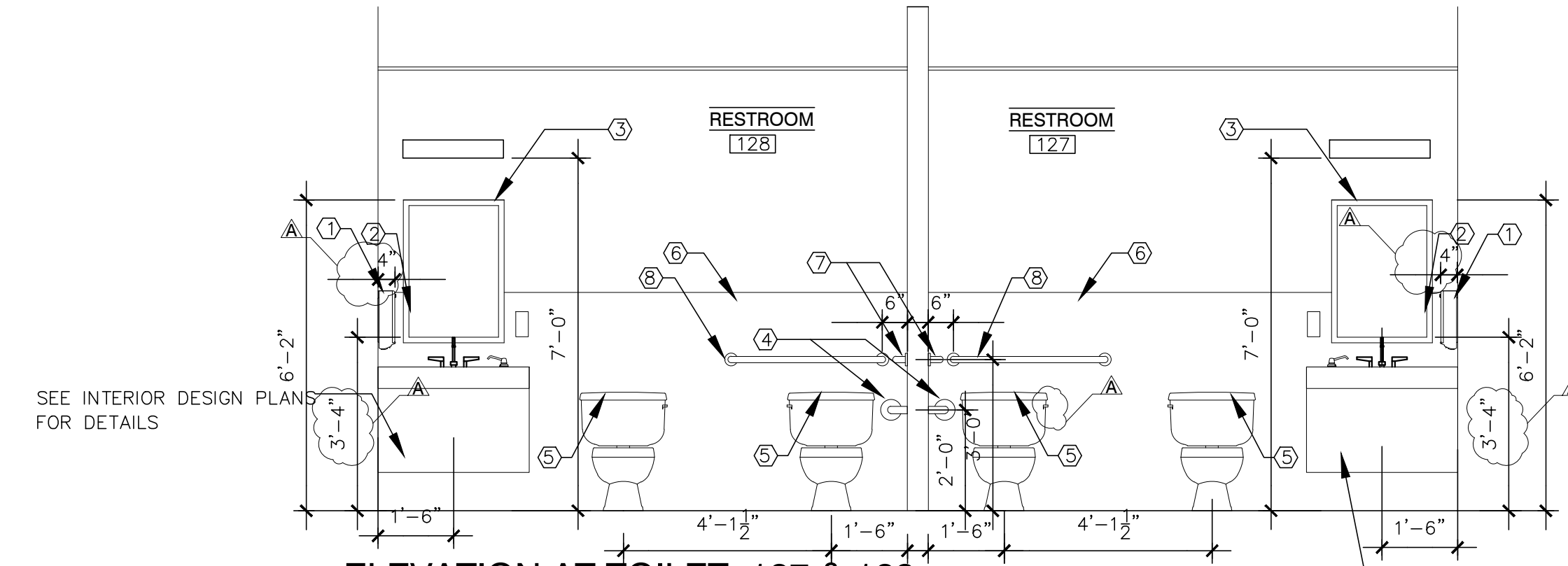
A1.4



1 ELEVATION AT TOILET 109
SCALE: 3/8"=1'-0"



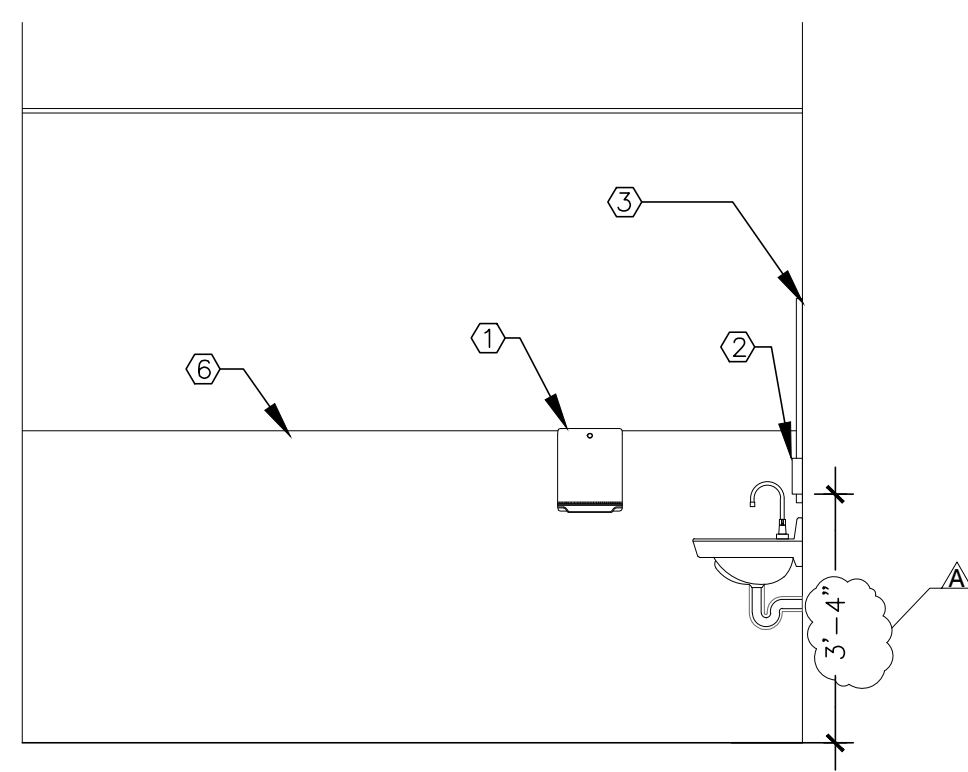
2 ELEVATION AT TOILET 123
SCALE: 3/8"=1'-0"



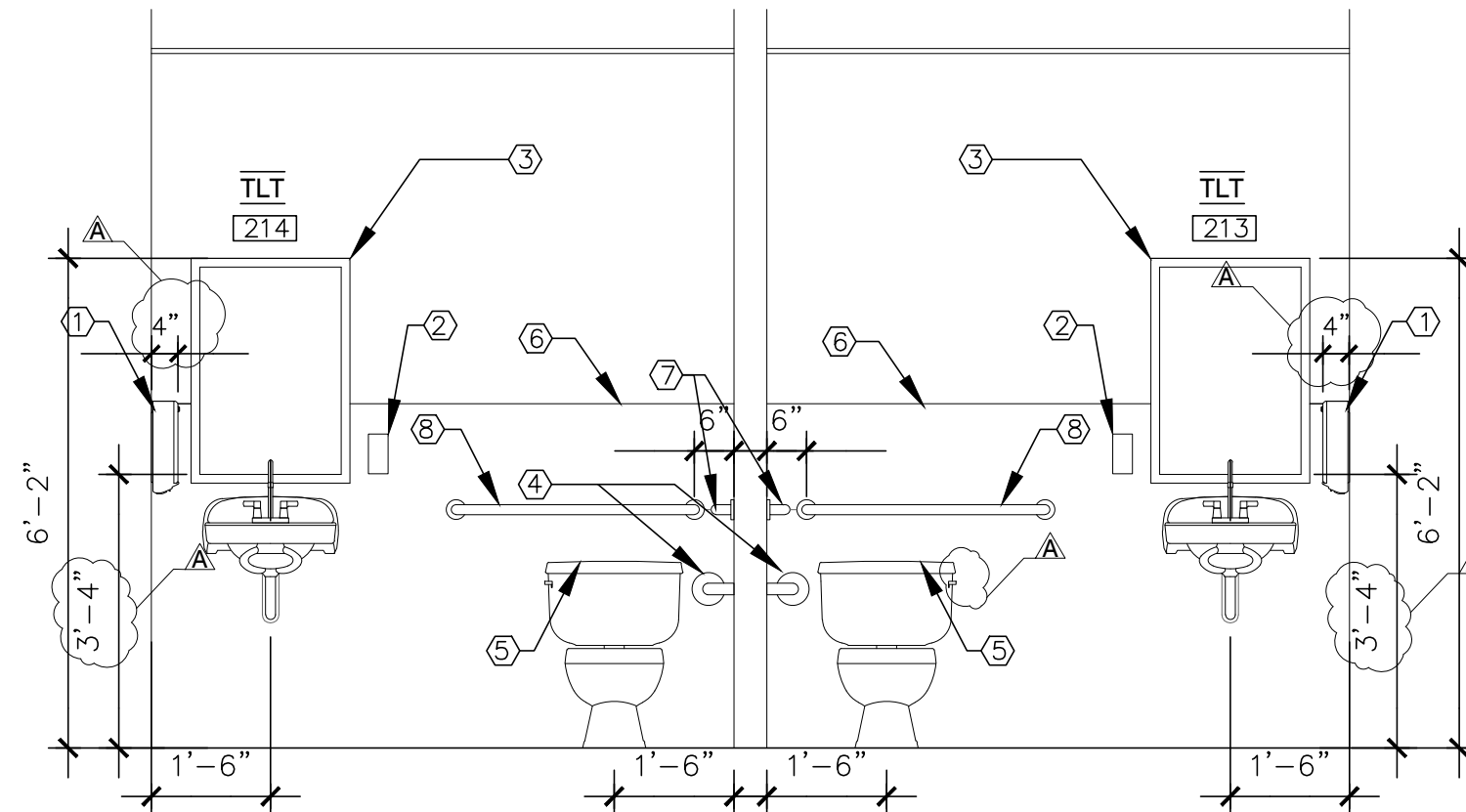
3 ELEVATION AT TOILET 127 & 128
SCALE: 3/8"=1'-0"

SEE INTERIOR DESIGN PLANS FOR DETAILS

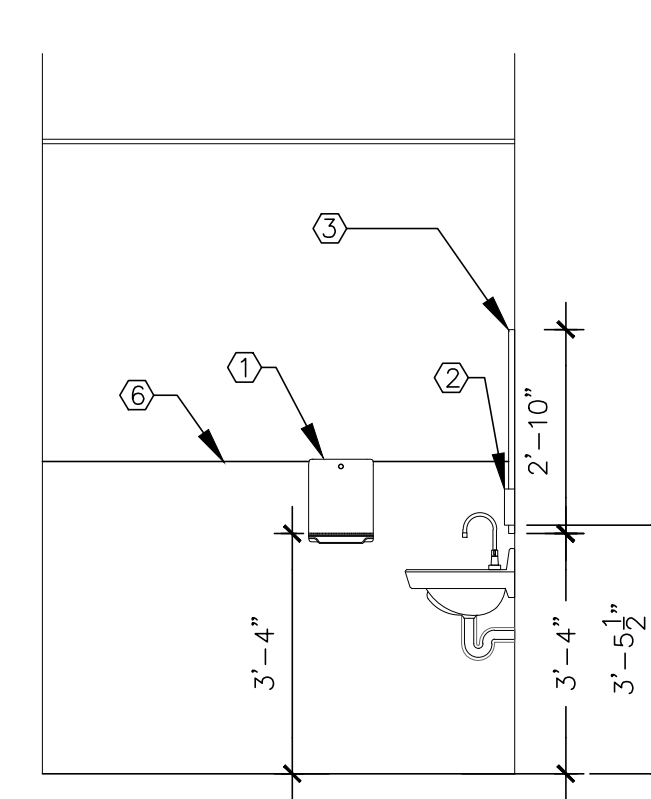
SEE INTERIOR DESIGN PLANS FOR DETAILS



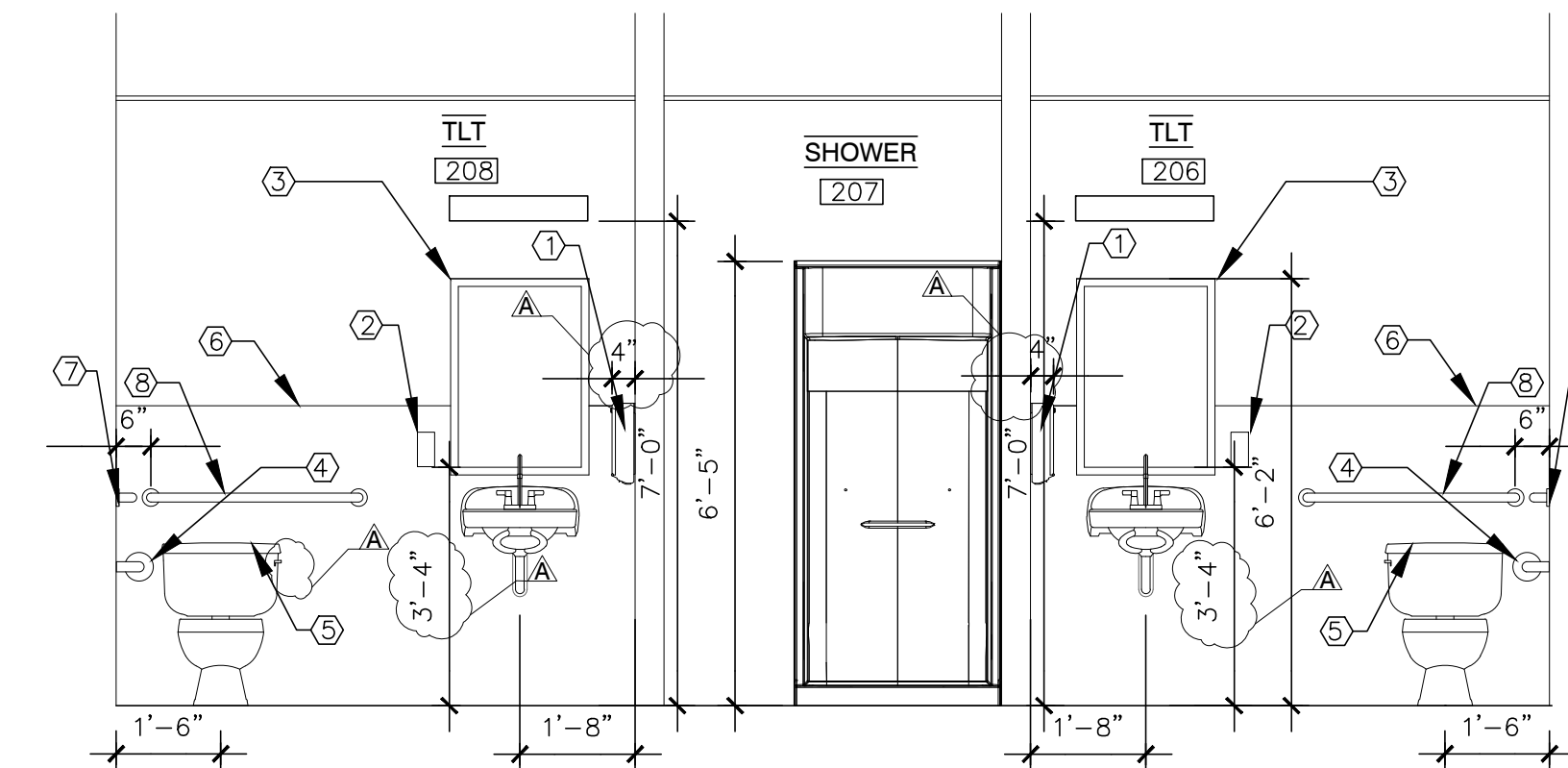
4 ELEVATION AT TOILET 128
SCALE: 3/8"=1'-0"



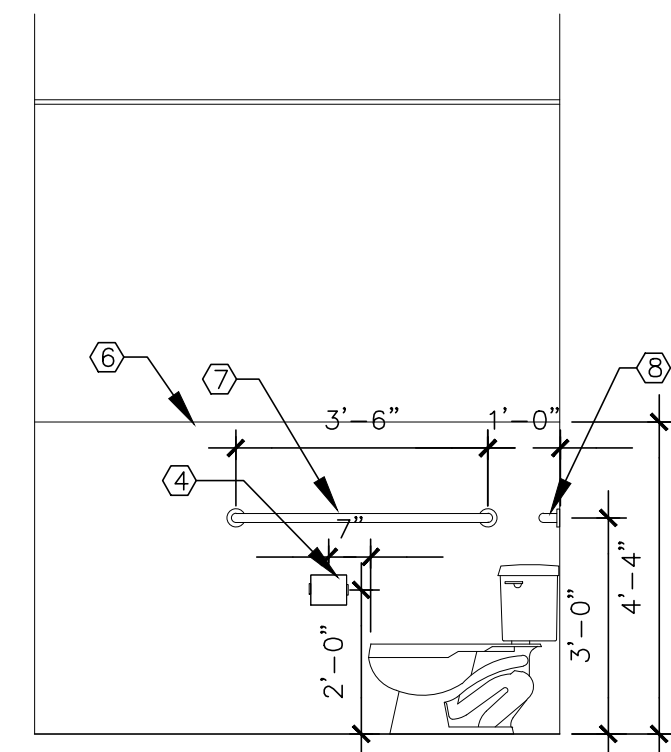
5 ELEVATION AT TOILET 213 & 214
SCALE: 3/8"=1'-0"



6 ELEVATION AT TOILET 214
SCALE: 3/8"=1'-0"



7 ELEVATION AT TOILET 206, 207 & 208
SCALE: 3/8"=1'-0"




8 ELEVATION AT TOILET 208
SCALE: 3/8"=1'-0"

ACCESSORY KEY NOTES


- ① PAPER TOWEL DISPENSER.
- ② SOAP DISPENSER.
- ③ 2'-10" TALL x 2' WIDE MIRROR MOUNTED AT 40" AFF AT BOTTOM OF MIRROR
- ④ TOILET PAPER DISPENSER.
- ⑤ FLUSH AT WIDE SIDE
- ⑥ CERAMIC TILE WAINSCOT
PROVIDE CERAMIC TILE COVE BASE AT ALL WALLS IN TOILETS
SEE INTERIOR PLANS FOR DETAIL.
- ⑦ 42" GRAB BAR. PROVIDE 2x12 BLOCKING.
- ⑧ 36" GRAB BAR. PROVIDE 2x12 BLOCKING.
- ⑨ DIAPER CHANGING STATION.
- ⑩ VANITY LIGHT

J-JACOBS CONSTRUCTION
3613 WILLIAMS DRIVE SUITE 102
GEORGETOWN, TEXAS 78628
OFFICE: 512.930.0370
FAX: 512.930.0358



GEORGETOWN PEDIATRIC DENTISTRY
4507 Williams Drive
Georgetown, Texas

BIDDING AND PERMITTING NOT FOR CONSTRUCTION

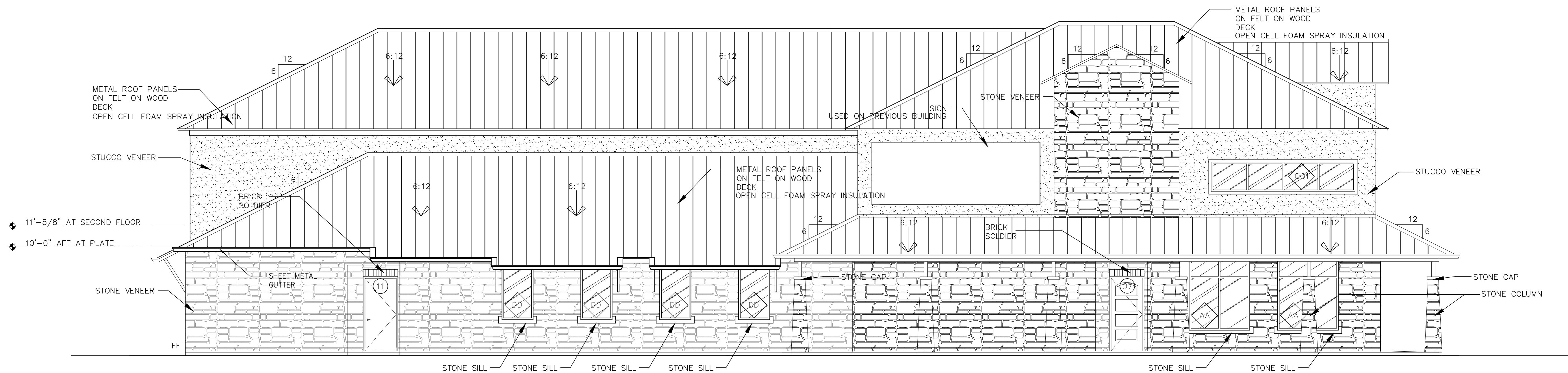


5-20-13 ADDENDUM

PROJECT NO. 12-102
DATE
07-31-2013

ENLARGED PLANS

A15



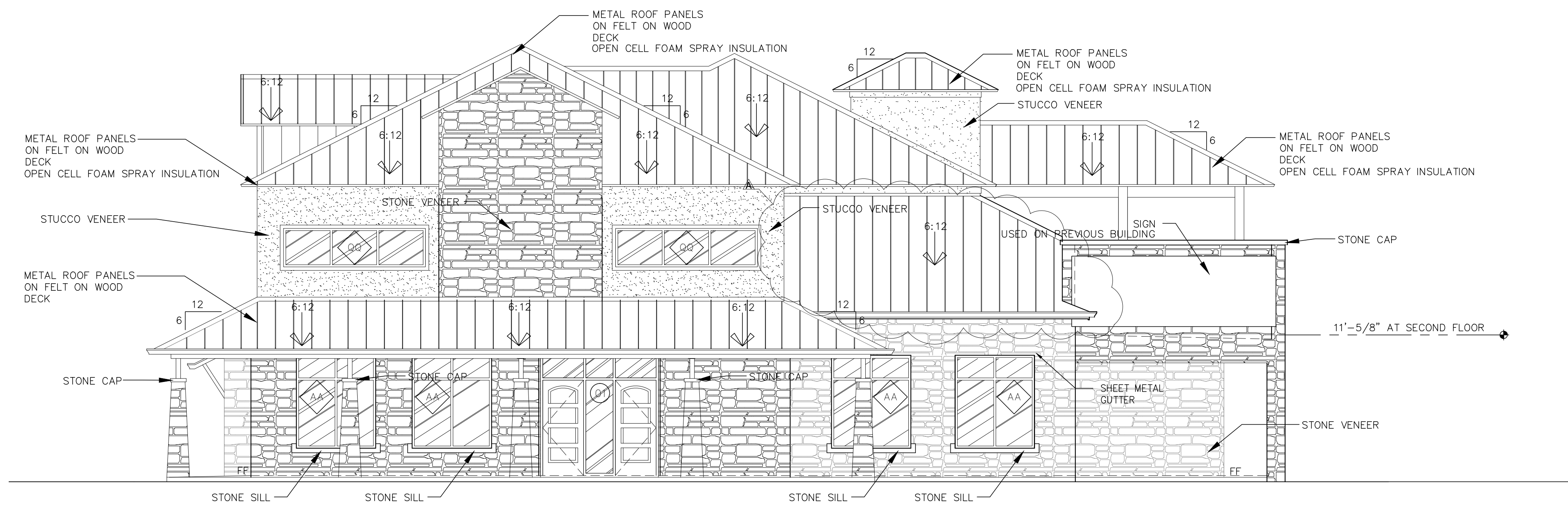
1 SOUTH EXTERIOR ELEVATION
SCALE: 3/16"=1'-0"

MATERIAL SPECIFICATIONS

ALLOWANCES:
 PROVIDE \$100/TON ALLOWANCE FOR STONE, MATERIAL AND DELIVERY.
 FOR STONE PROVIDE NATURAL STONE CHOCOLATE REGULAR CHOP. "COBRSTONE" OR SIMILAR
 FOR WINDOWS SILL USE ONE SOLID/SINGLE PIECE.
 FOR COLUMNS CAPS USE ONE SOLID/SINGLE PIECE.


NOTE:

ELEVATIONS ON CIVIL PLANS PAGE 4 AND 5 ARE FOR PERMITTING ONLY.
 USE A2.0 AND A2.1 FOR ALL REFERENCES




2 EAST EXTERIOR ELEVATION
SCALE: 3/16"=1'-0"

J. JACOBS CONSTRUCTION
 3613 WILLIAMS DRIVE SUITE 102
 GEORGETOWN, TEXAS 78628
 OFFICE: 512.930.0370
 FAX: 512.930.0358



GEORGETOWN PEDIATRIC DENTISTRY
 4507 Williams Drive
 Georgetown, Texas

BIDDING AND PERMITTING
 NOT FOR CONSTRUCTION



A 5-20-13 ADDENDUM

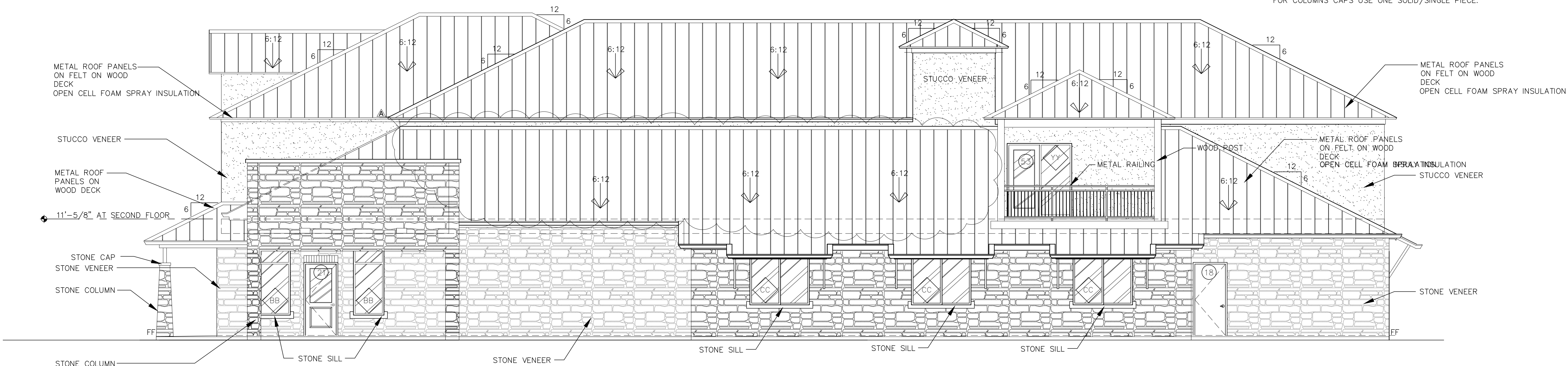
PROJECT NO. 12-102
 DATE
 07-31-2013

EXTERIOR
 ELEVATIONS

A2.0

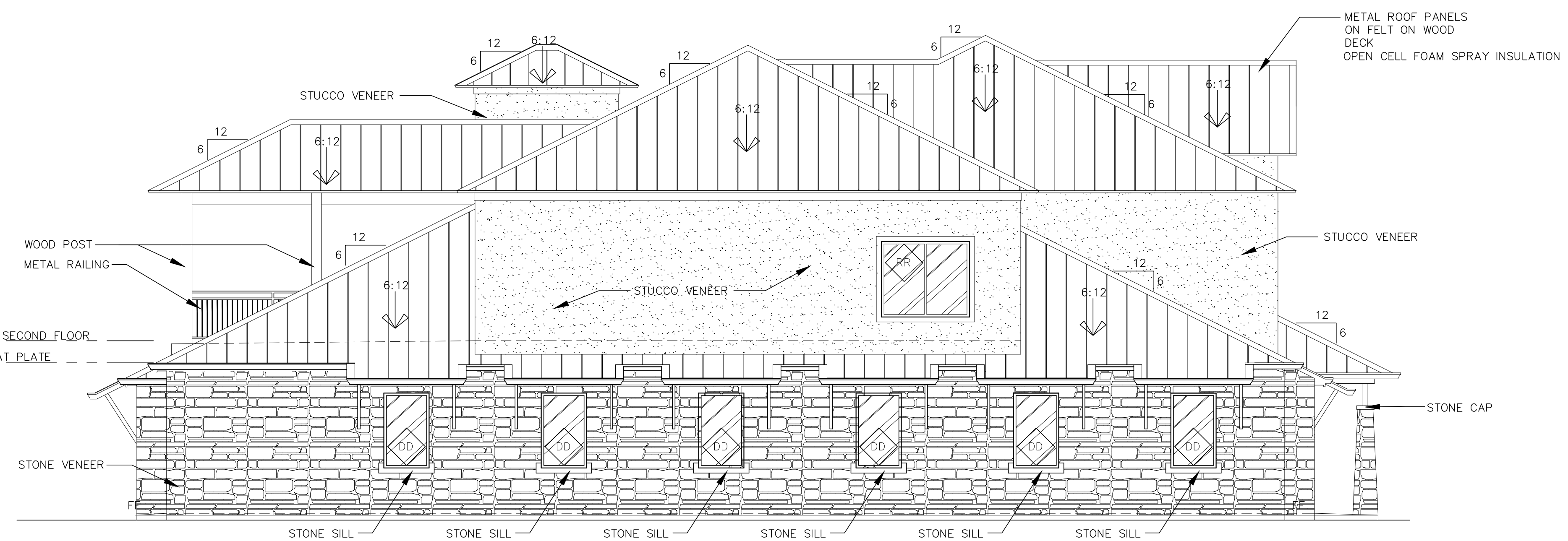
MATERIAL SPECIFICATIONS

ALLOWANCES:
 PROVIDE \$100/TON ALLOWANCE FOR STONE, MATERIAL AND DELIVERY.
 FOR STONE PROVIDE NATURAL STONE CHOCOLATE REGULAR CHOP, "COBRASTONE" OR SIMILAR
 FOR WINDOWS SILL USE ONE SOLID/SINGLE PIECE.
 FOR COLUMNS CAPS USE ONE SOLID/SINGLE PIECE.




1 NORTH EXTERIOR ELEVATION
 SCALE: 3/16"=1'-0"

NOTE:
 ELEVATIONS ON CIVIL PLANS PAGE 4 AND 5 ARE FOR PERMITTING ONLY.
 USE A2.0 AND A2.1 FOR ALL REFERENCES




2 WEST EXTERIOR ELEVATION
 SCALE: 3/16"=1'-0"

J. JACOBS CONSTRUCTION
 3613 WILLIAMS DRIVE SUITE 102
 GEORGETOWN, TEXAS 78628
 OFFICE: 512.930.0370
 FAX: 512.930.0358



GEORGETOWN PEDIATRIC DENTISTRY
 4507 Williams Drive
 Georgetown, Texas

BIDDING AND PERMITTING
 NOT FOR CONSTRUCTION

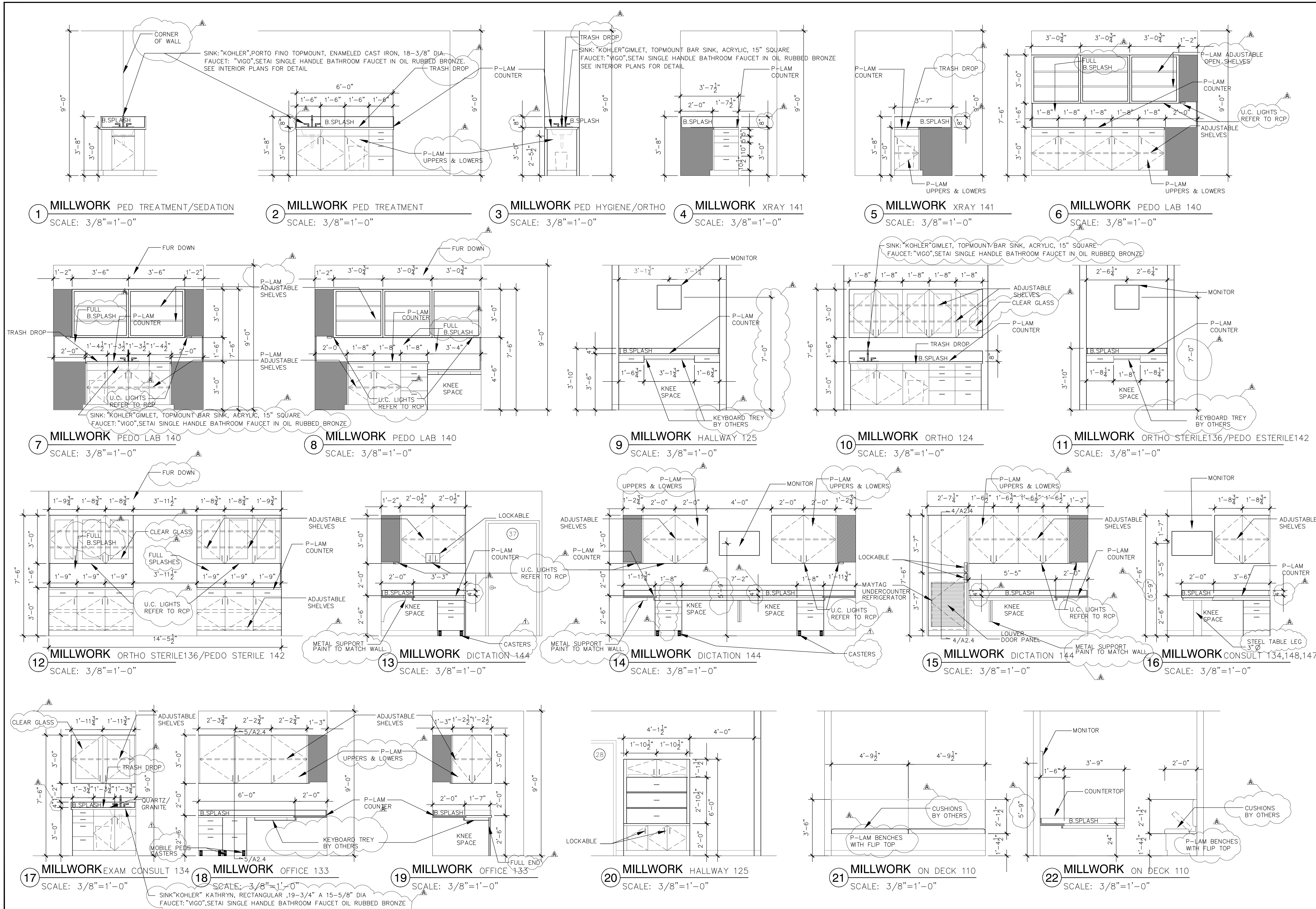


A. 5-20-13 ADDENDUM


PROJECT NO. 12-102
 DATE
 07-31-2013

EXTERIOR
 ELEVATIONS

A2.1




J-JACOBS CONSTRUCTION
 3613 WILLIAMS DRIVE SUITE 102
 GEORGETOWN, TEXAS 78628
 OFFICE: 512.930.0370
 FAX: 512.930.0358



GEORGETOWN PEDIATRIC DENTISTRY
 4507 Williams Drive
 Georgetown, Texas

BIDDING AND PERMITTING
 NOT FOR CONSTRUCTION

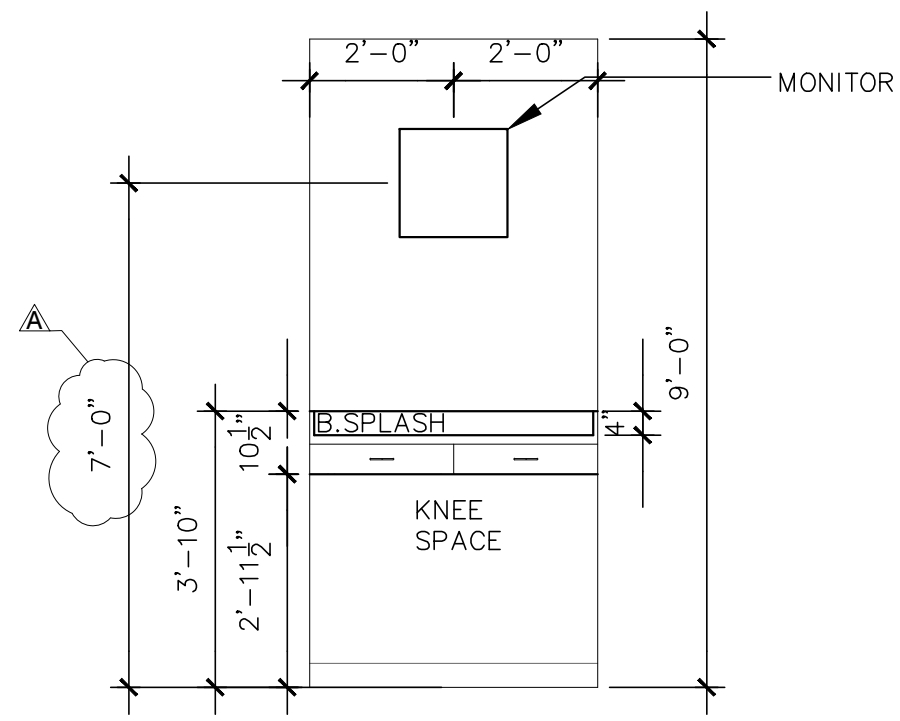


5-20-13 Owners Request
 5-20-13 ADDENDUM

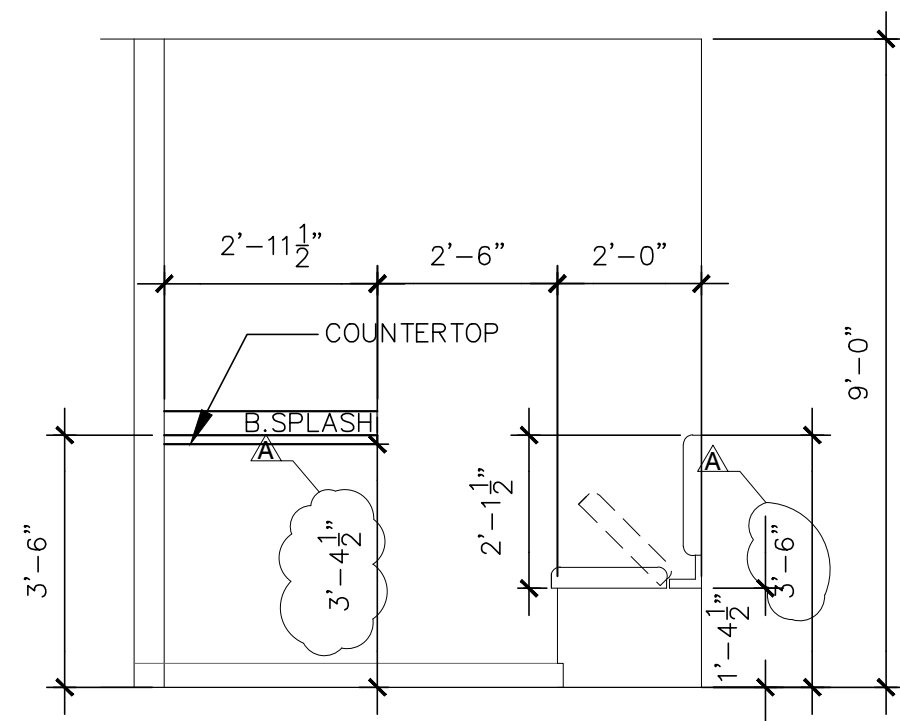
PROJECT NO.12-102
 DATE
 07-31-2013

MILLWORK
 ELEVATIONS

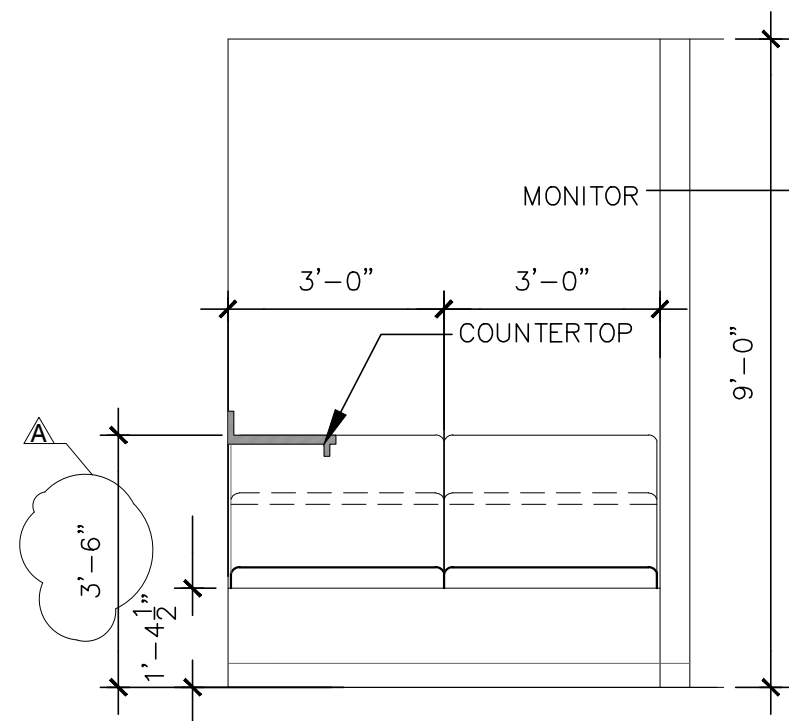
A2.2



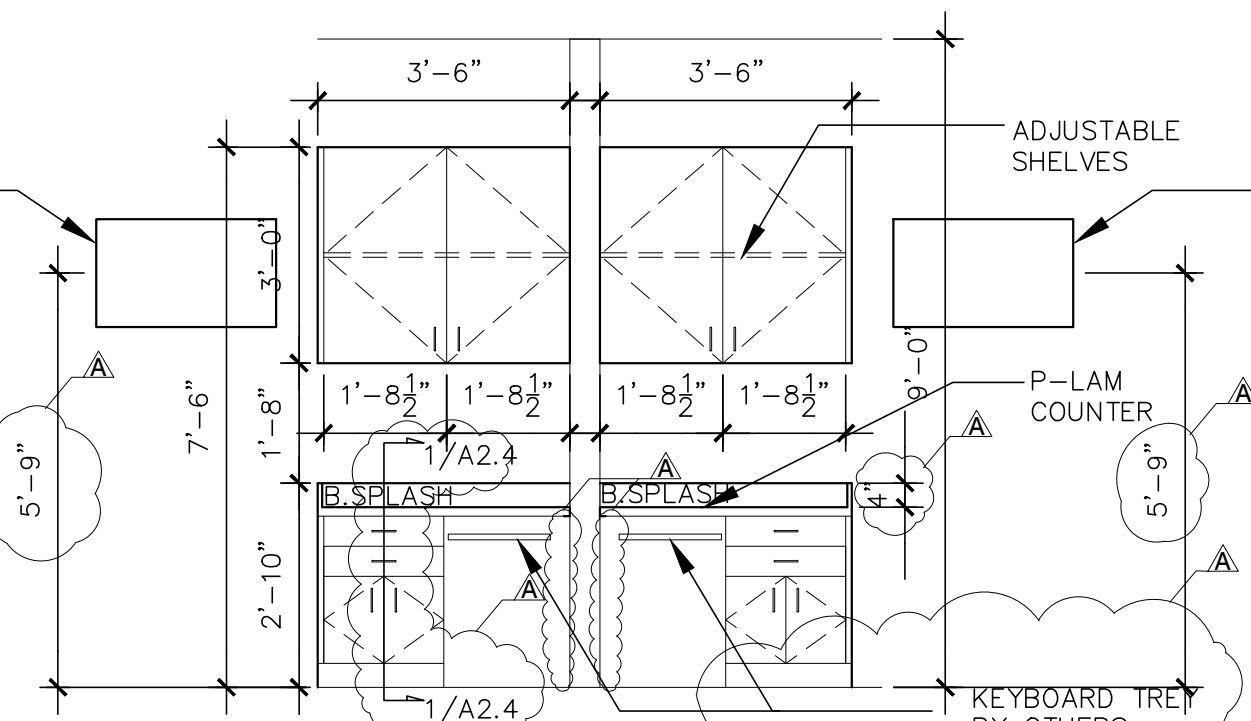
1 MILLWORK CONSULT 107
SCALE: 3/8"=1'-0"



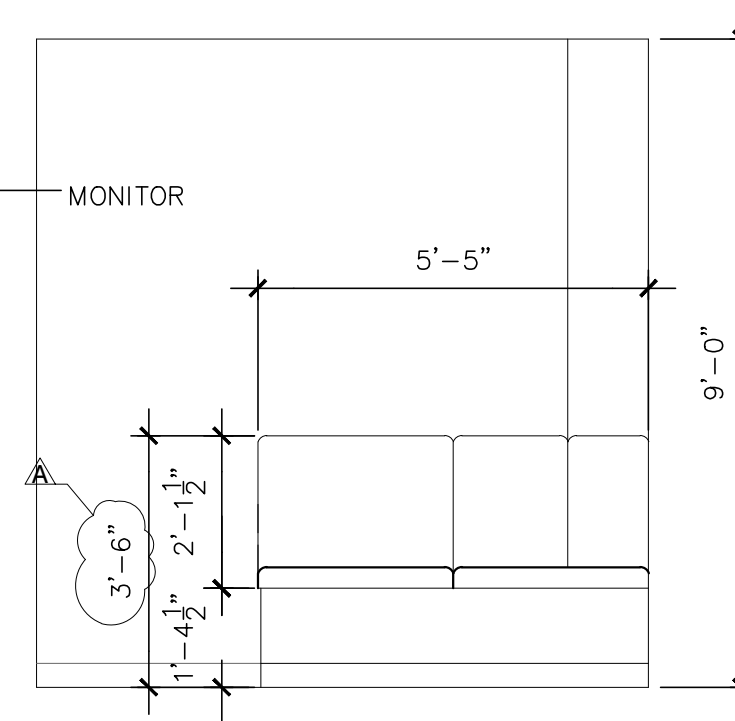
2 MILLWORK ON DECK 126
SCALE: 3/8"=1'-0"



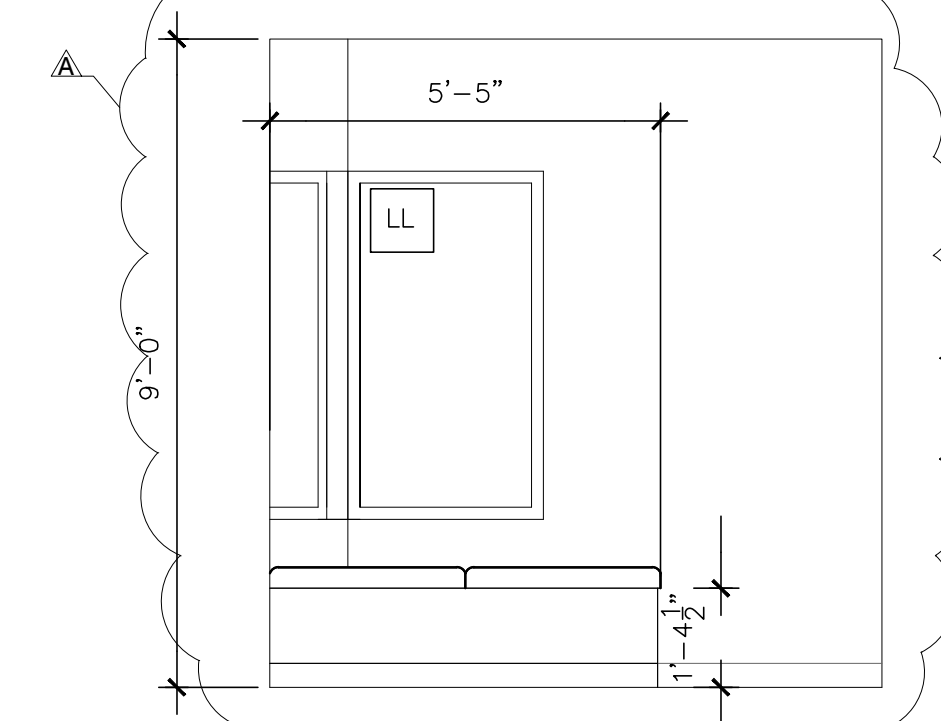
3 MILLWORK ON DECK 126
SCALE: 3/8"=1'-0"



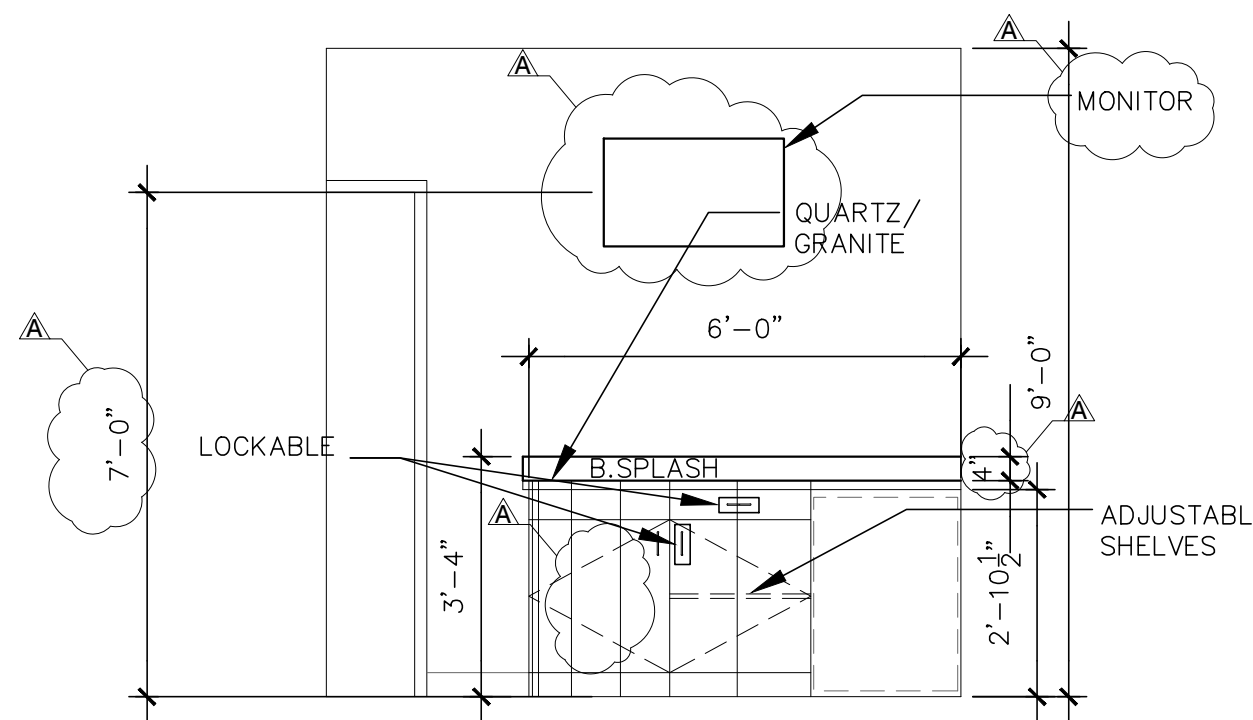
4 MILLWORK CONSULT 105-106
SCALE: 3/8"=1'-0"



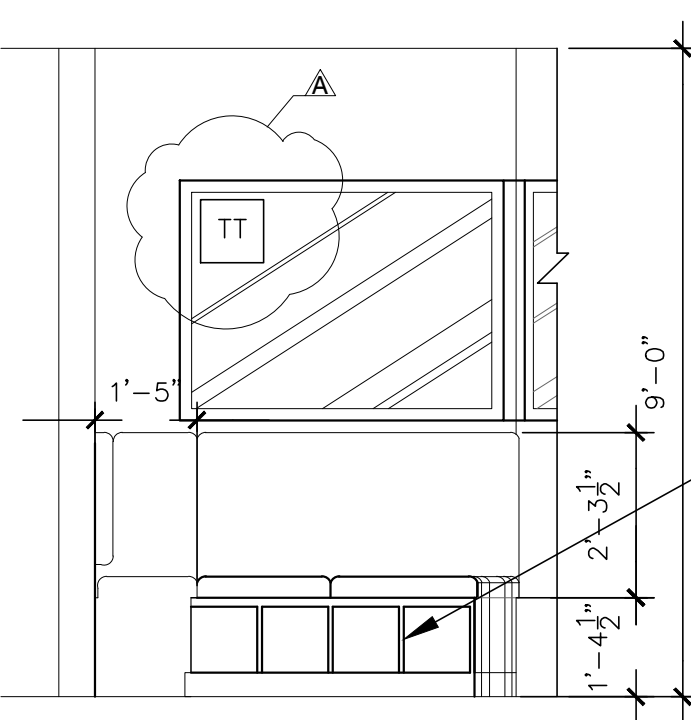
5 MILLWORK CONSULT 105
SCALE: 3/8"=1'-0"



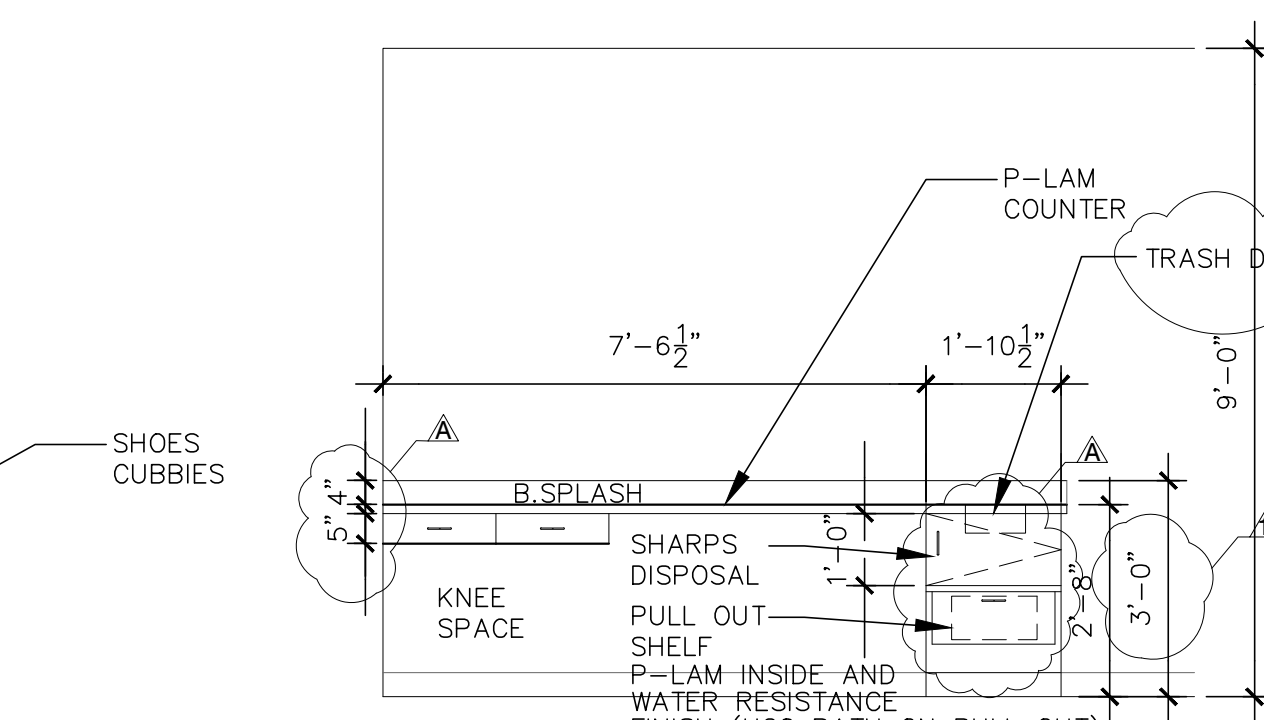
5.1 MILLWORK CONSULT 106
SCALE: 3/8"=1'-0"



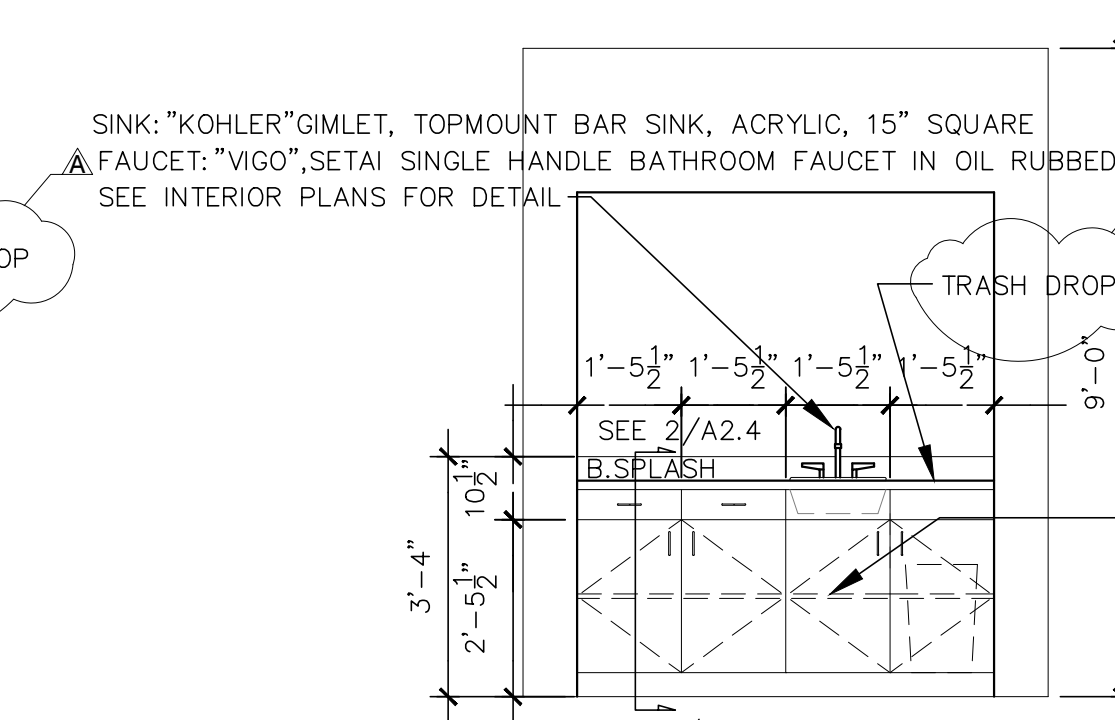
6 MILLWORK PARENT LOUNGE 104
SCALE: 3/8"=1'-0"



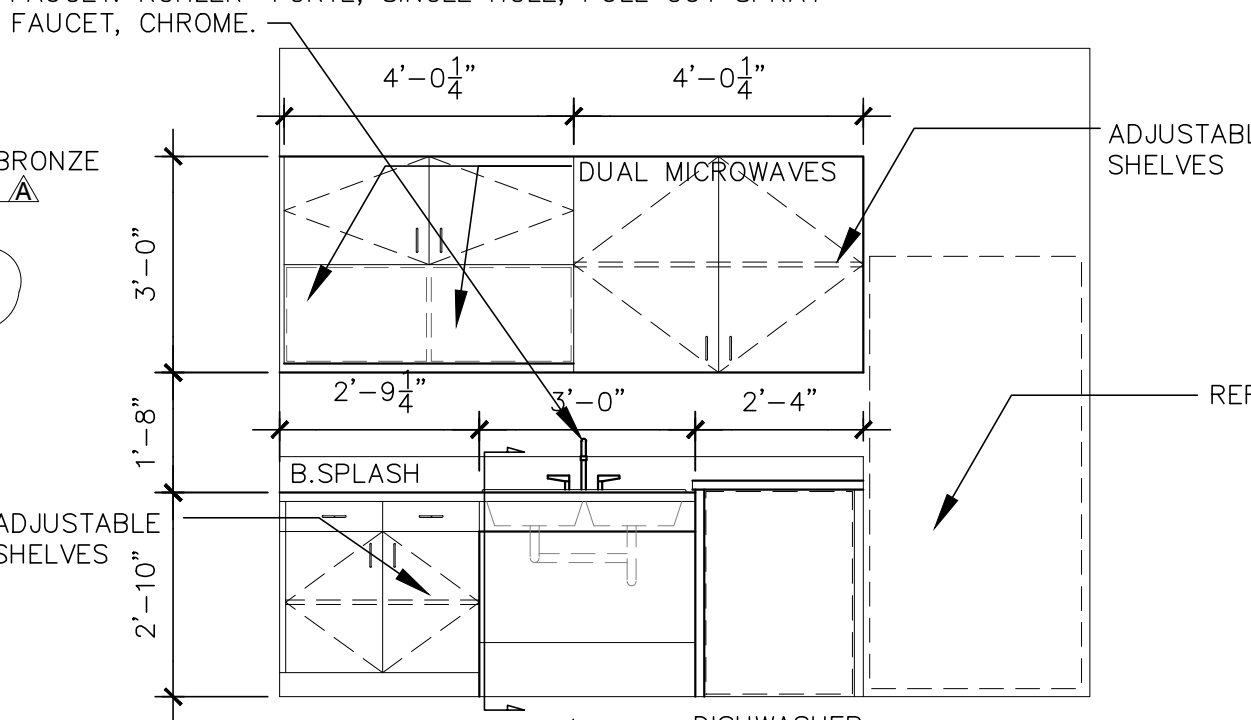
7 MILLWORK PLAYROOM 103
SCALE: 3/8"=1'-0"



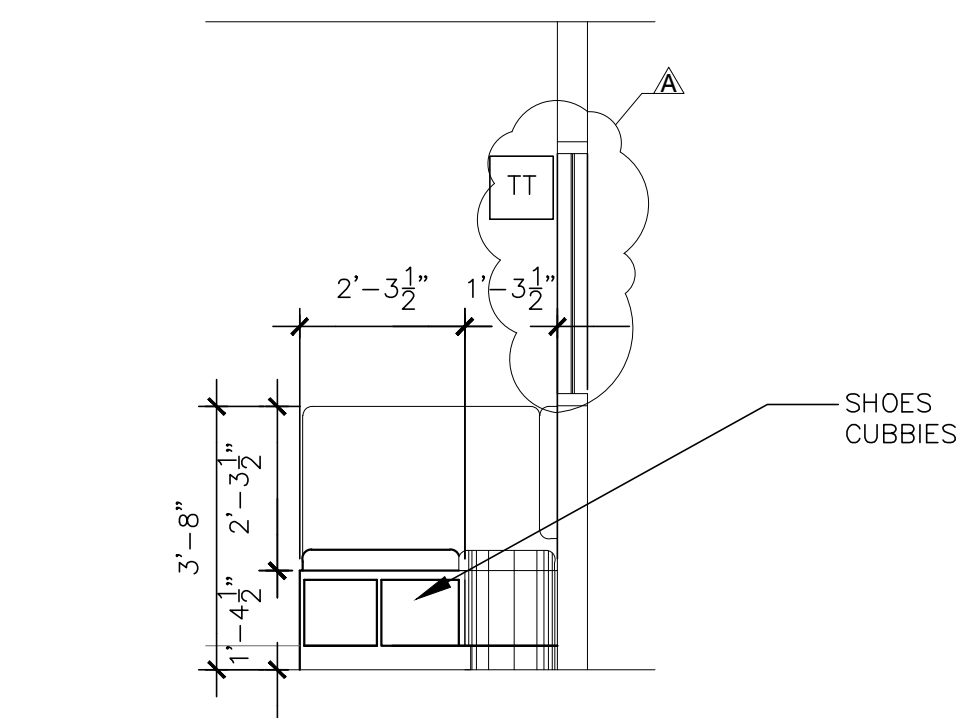
8 MILLWORK SEDATION 117,118,119,120.
SCALE: 3/8"=1'-0"



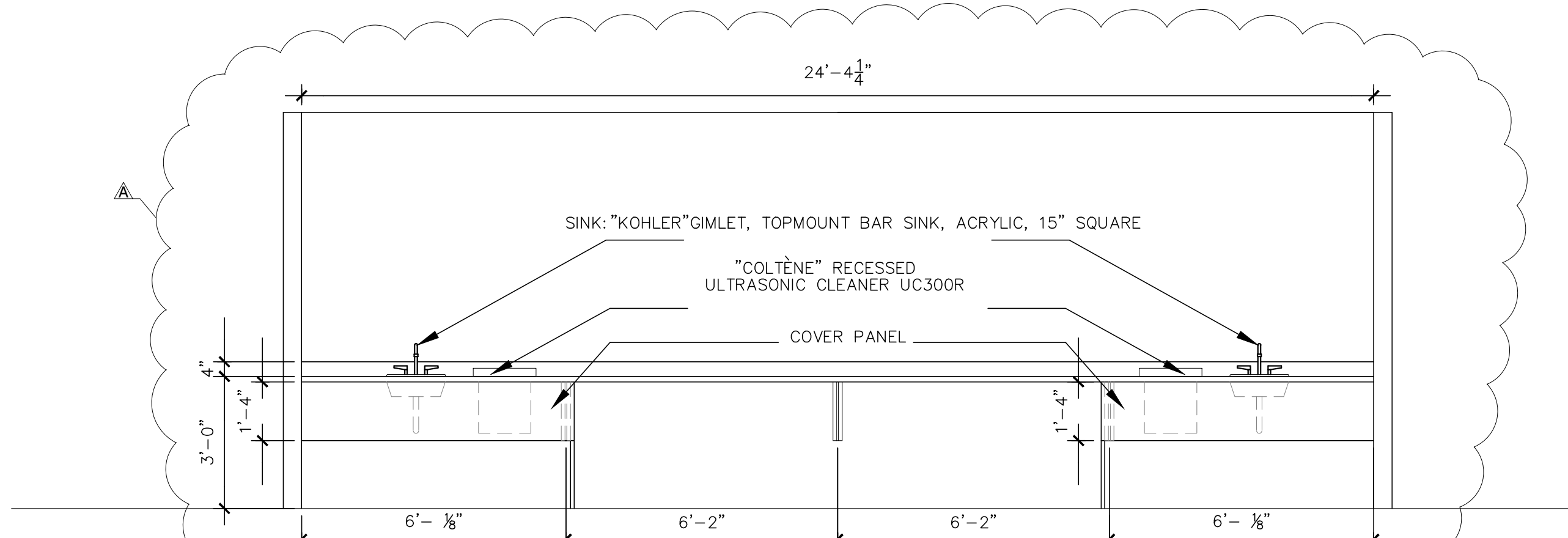
9 MILLWORK CONFERENCE 211
SCALE: 3/8"=1'-0"



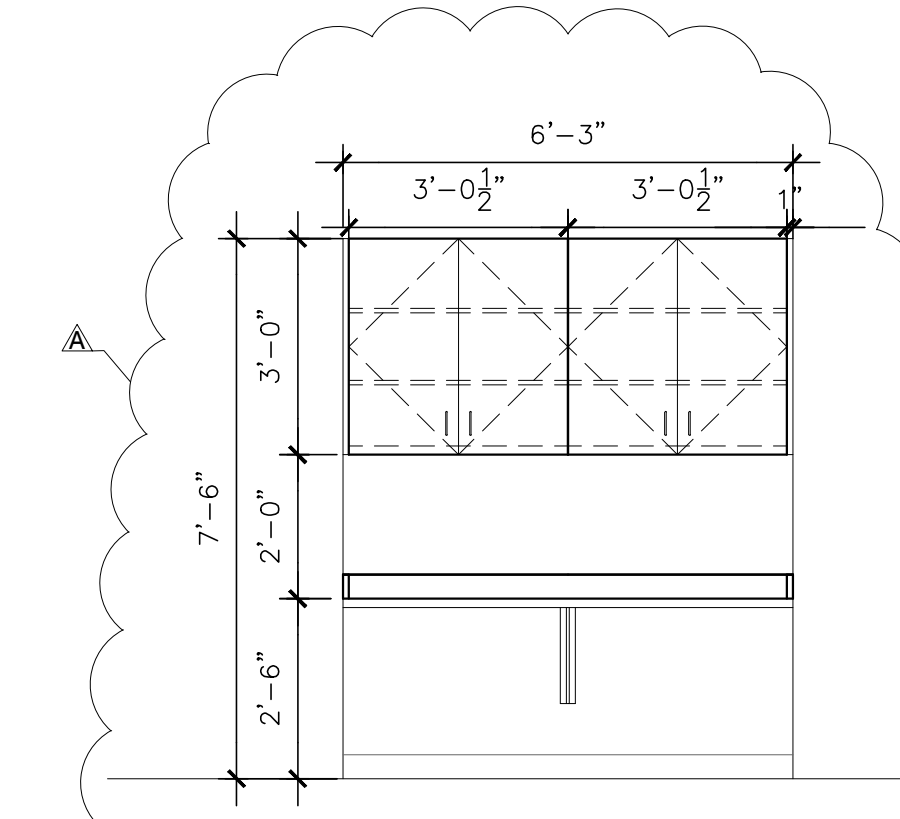
10 MILLWORK LOUNGE 215
SCALE: 3/8"=1'-0"



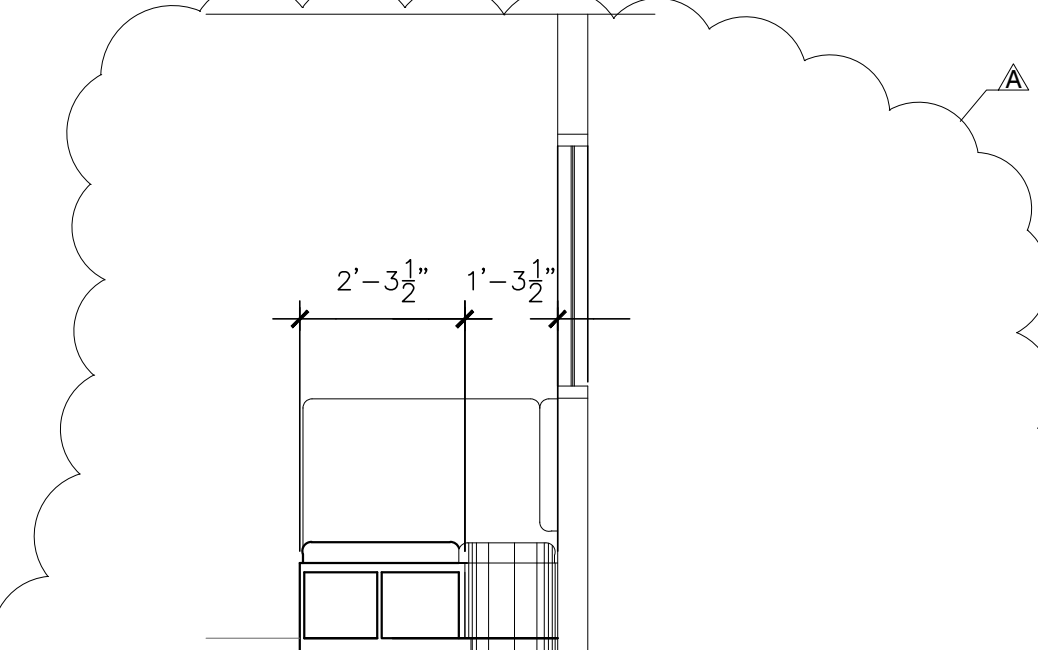
11 MILLWORK PLAYROOM 103
SCALE: 3/8"=1'-0"



12 MILLWORK PEDO/ORTHO STERILE 142&136
SCALE: 3/8"=1'-0"



13 MILLWORK DICTATION 139
SCALE: 3/8"=1'-0"




14 MILLWORK RECOVERY SEDATE 137 & 138
SCALE: 3/8"=1'-0"



15 MILLWORK X-RAY 135
SCALE: 3/8"=1'-0"

J-JACOBS CONSTRUCTION
3613 WILLIAMS DRIVE SUITE 102
GEORGETOWN, TEXAS 78628
OFFICE: 512.930.0370
FAX: 512.930.0358



GEORGETOWN PEDIATRIC DENTISTRY
4507 Williams Drive
Georgetown, Texas

BIDDING AND PERMITTING
NOT FOR CONSTRUCTION

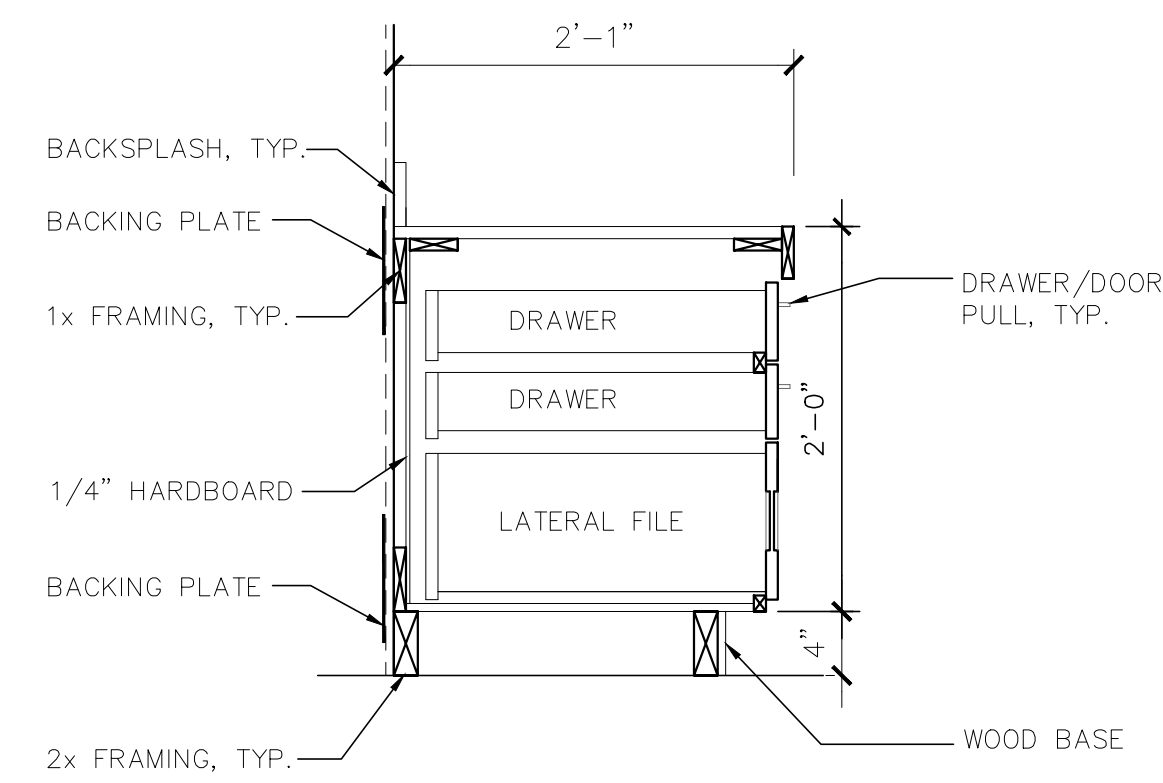


5-20-13 Owners Request
5-20-13 ADDENDUM

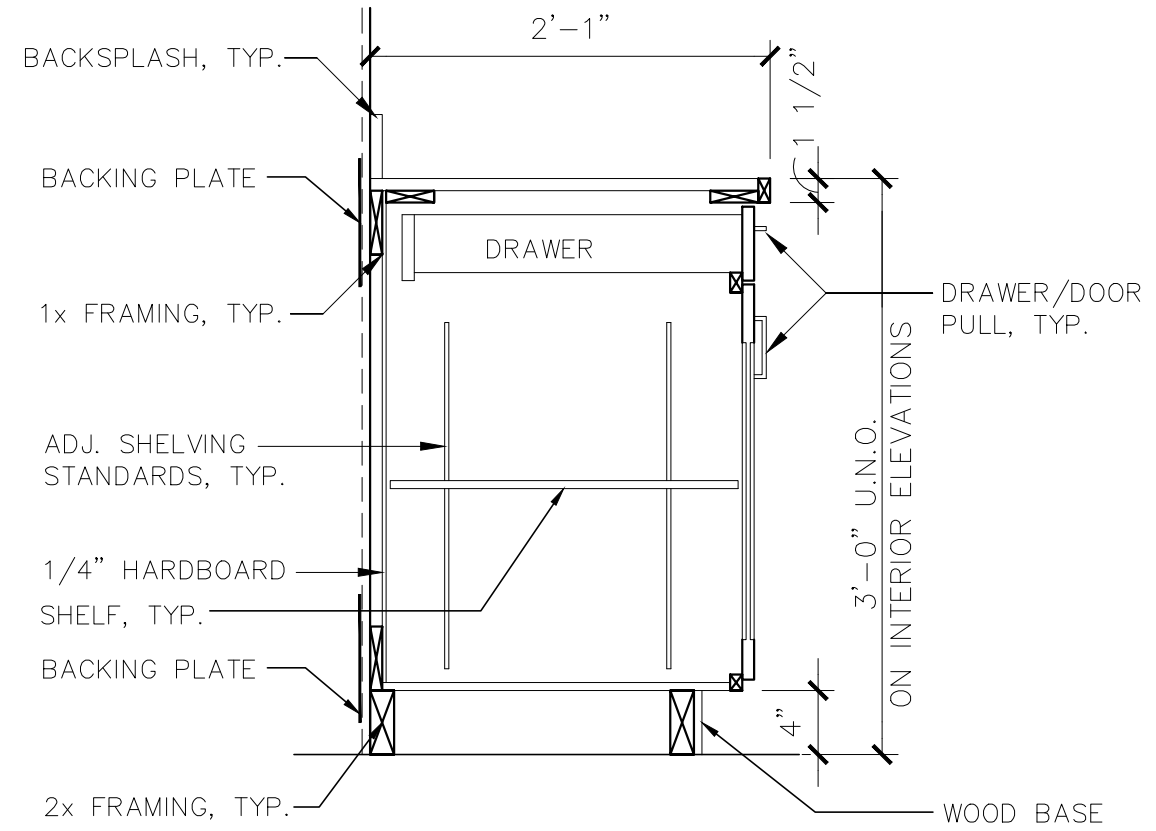
PROJECT NO. 12-102
DATE
07-31-2013

MILLWORK
ELEVATIONS

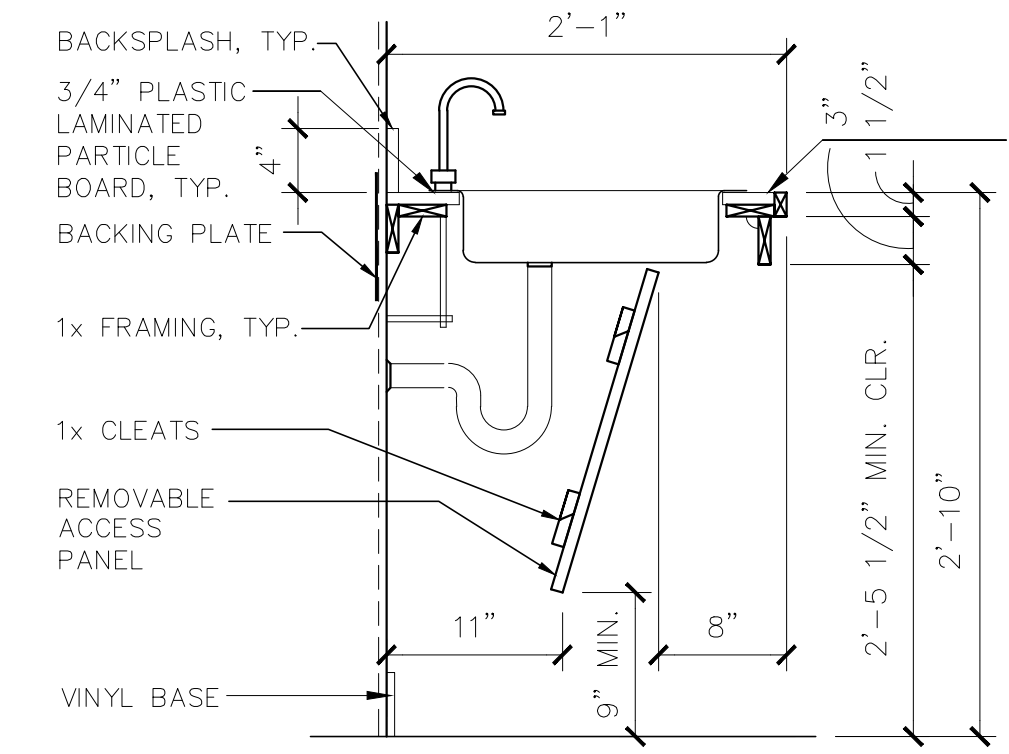
A2.3



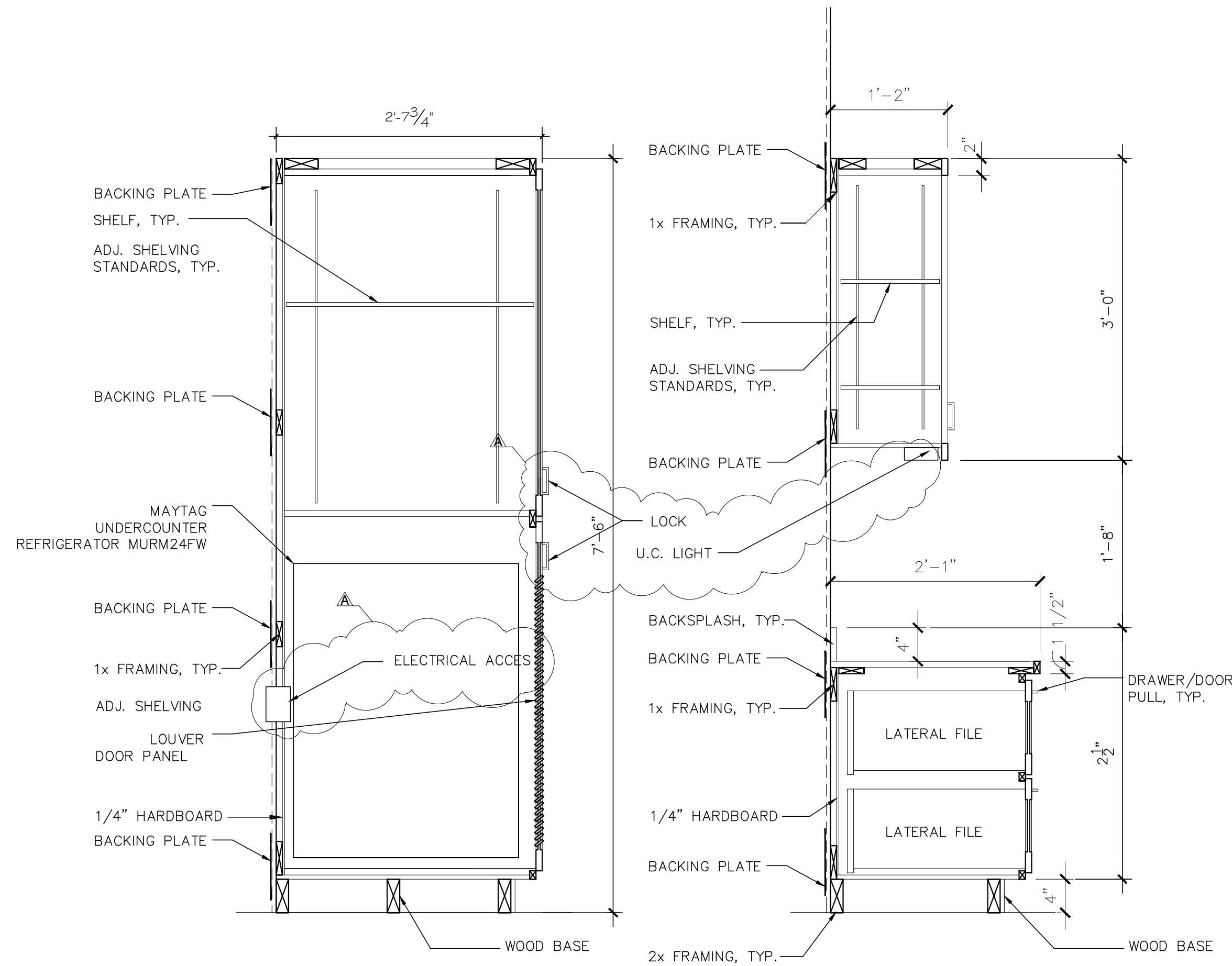
1 TYPICAL MILLWORK SECTION
SCALE: 1"=1'-0" 14/A2.2 DICTATION 144



2 TYPICAL MILLWORK SECTION
SCALE: 1"=1'-0" 9/A2.3 CONFERENCE 211




3 TYPICAL MILLWORK SECTION
SCALE: 1"=1'-0" 10/A2.3 LOUNGE 215



4 TYPICAL MILLWORK SECTION
SCALE: 1"=1'-0" 15/A2.2 DICTATION 144


5 TYPICAL MILLWORK SECTION
SCALE: 1"=1'-0" 18/A2.2 OFFICE 133

J-JACOBS CONSTRUCTION
3613 WILLIAMS DRIVE SUITE 102
GEORGETOWN, TEXAS 78628
OFFICE: 512.930.0370
FAX: 512.930.0358



GEORGETOWN PEDIATRIC DENTISTRY
4507 Williams Drive
Georgetown, Texas

BIDDING AND PERMITTING
NOT FOR CONSTRUCTION

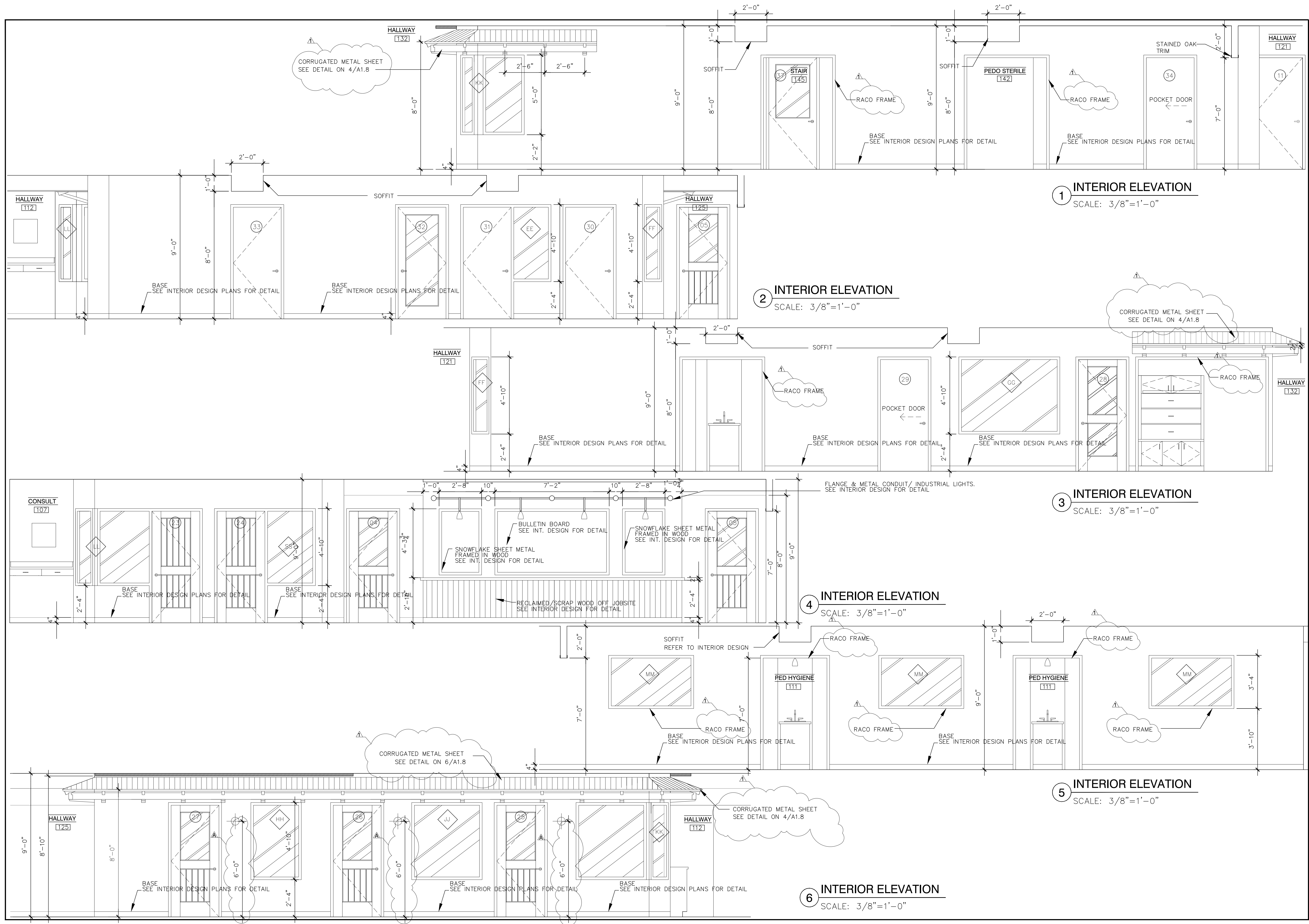


5-20-13 Owners Request
5-20-13 ADDENDUM

PROJECT NO. 12-102
DATE
07-31-2013

MILLWORK
DETAILS

A2.4



1 INTERIOR ELEVATION
SCALE: 3/8"=1'-0"

2 INTERIOR ELEVATION
SCALE: 3/8"=1'-0"


3 INTERIOR ELEVATION
SCALE: 3/8"=1'-0"

4 INTERIOR ELEVATION
SCALE: 3/8"=1'-0"

5 INTERIOR ELEVATION
SCALE: 3/8"=1'-0"


6 INTERIOR ELEVATION
SCALE: 3/8"=1'-0"

J-JACOBS CONSTRUCTION
3613 WILLIAMS DRIVE SUITE 102
GEORGETOWN, TEXAS 78628
OFFICE: 512.930.0370
FAX: 512.930.0358



GEORGETOWN PEDIATRIC DENTISTRY
4507 Williams Drive
Georgetown, Texas

BIDDING AND PERMITTING
NOT FOR CONSTRUCTION



▲ 5-20-13 Owners Request
▲ 5-20-13 ADDENDUM

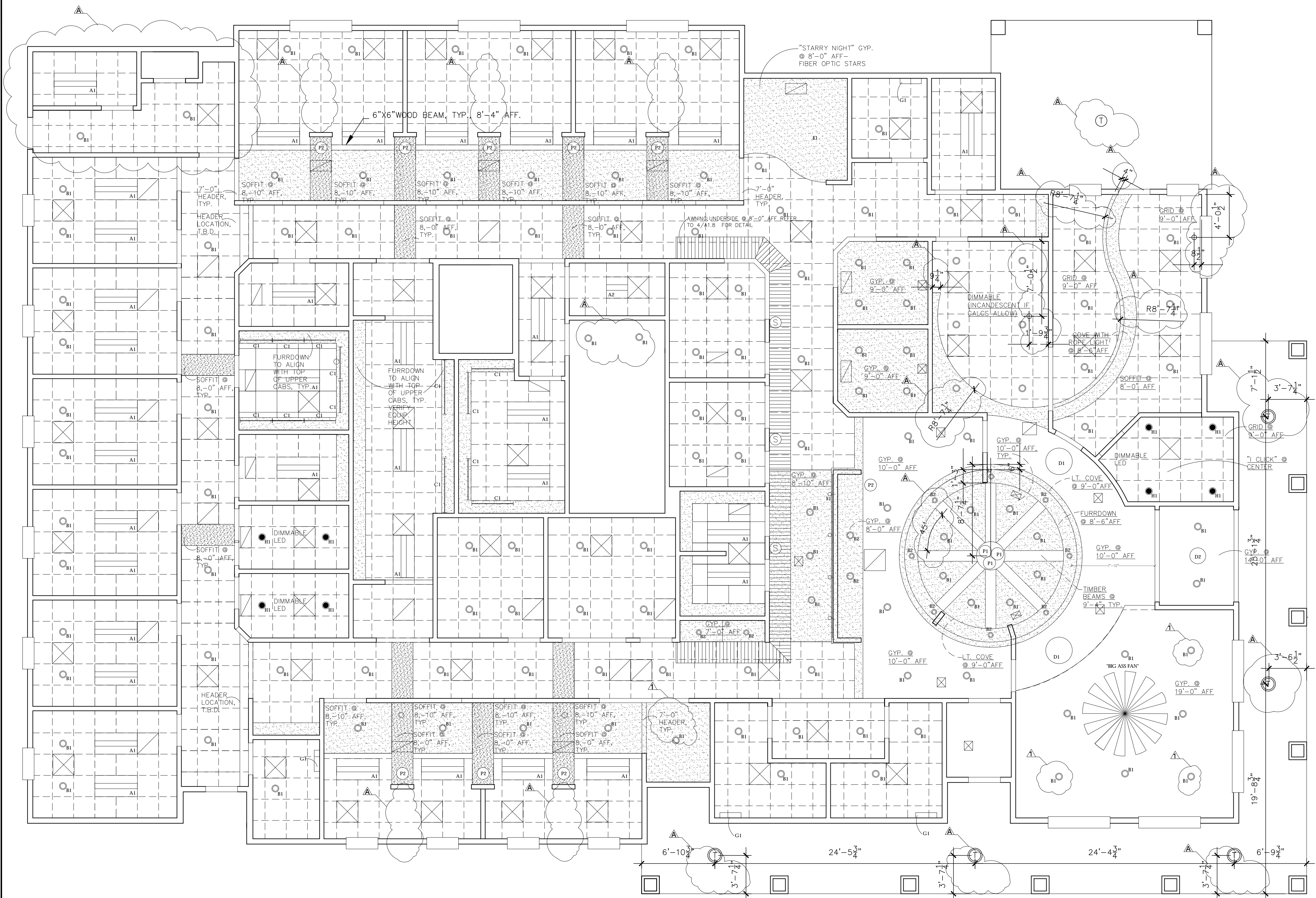
PROJECT NO. 12-102
DATE
07-31-2013

INTERIOR
ELEVATIONS

A2.5


CEILING PLAN LEGEND

- ACOUSTICAL CEILING GRID AT 9'-0" AFF UNLESS NOTED OTHERWISE ON PLAN "USG" ASTRO CLIMAPLUS. 2' X 2' X 5/8" SQUARE TILES. COLOR: WHITE
- 2x4 "LITHONIA" RT5, OR EQUAL
- 2x2 "LITHONIA" RT5, OR EQUAL
- "GOTHAM LIGHTING", AF6", OPEN REFLECTOR, DTT--(ADJUST SPEC PER CEILING TYPE/LOCATION), TRIM COLOR:TBD
- "GOTHAM LIGHTING"4"AFV,13DIT, OPEN REFLECTOR, TRIM COLOR:TBD
- "ALKOO" LITTLE INCH UC TASK LIGHT HP100/200 SERIES(ADJUST LENGTH AS REQUIRED)..WATTAGE PER MEP
- WAITING ROOM AND LOBBY PENDANT--TBD PENDING BIG ASS FAN COST
- ENTRY VESTIBULE PENDANT--"REJUVENATION LIGHTING", HOOD CLASSIC GLOBE CHANDLIER #A1445, BRONZE GLT FINISH, GU24 BULB (C2283),23 WATT, 18" CLEAR GLOBE SHADE W/WIRE MESH ITEM #B3960
- "FIBERSTARS", GALAXY, STAR KIT 'B'
- CONDUIT INDUSTRIAL TRACK, LOW WATT. (CUSTOM FITTINGS). SEE SCAN PICTURE.
- VANITY LIGHT--LAMPSPUS # 26497 FERROS COLLECTION, ENERGY STAR, BROZEN FINISH. INSTALL WITH BULBS FACING DOWN
- "Y LIGHTING, HR--LED411,4"LED ENERGY STAR RECESSED CAN, 3000K W AR, WHITE LAMP TEMP, FINISH: TBD...OR EQUAL SPEC.
- "REJUVENATION LIGHTING" WILEY, CARBON FILAMENT BULB, 60 WATT.MAX, CAN USE CFL
- EREN BERG STUDIO, 'EARLY ELECTRICS', 14" DIAMETER, OPEN LAMP. (CAN BE LED, LOW WATTAGE, FLUORESCENT) PROVIDED BY DESIGNER.
- "BARN LIGHT ELECTRIC" WAREHOUSE GOOSENECK WITH CFL SOCKET, GALVANIZED FINISH
- "BARN LIGHT ELECTRIC" LA GRANGE EXTERIOR PENDANT GYP. BD. CEILING AT 9'-0" AFF
- SUPPLY AIR GRILL. REFER TO M1 FOR DETAIL INFORMATION AND LOCATION
- RETURN AIR GRILL. REFER TO M1 FOR DETAIL INFORMATION AND LOCATION




1 CEILING FIRST FLOOR
SCALE: 3/16"=1'-0"

J-JACOBS CONSTRUCTION
3613 WILLIAMS DRIVE SUITE 102
GEORGETOWN, TEXAS 78628
OFFICE: 512.930.0370
FAX: 512.930.0358



GEORGETOWN PEDIATRIC DENTISTRY
4507 Williams Drive
Georgetown, Texas

BIDDING AND PERMITTING NOT FOR CONSTRUCTION

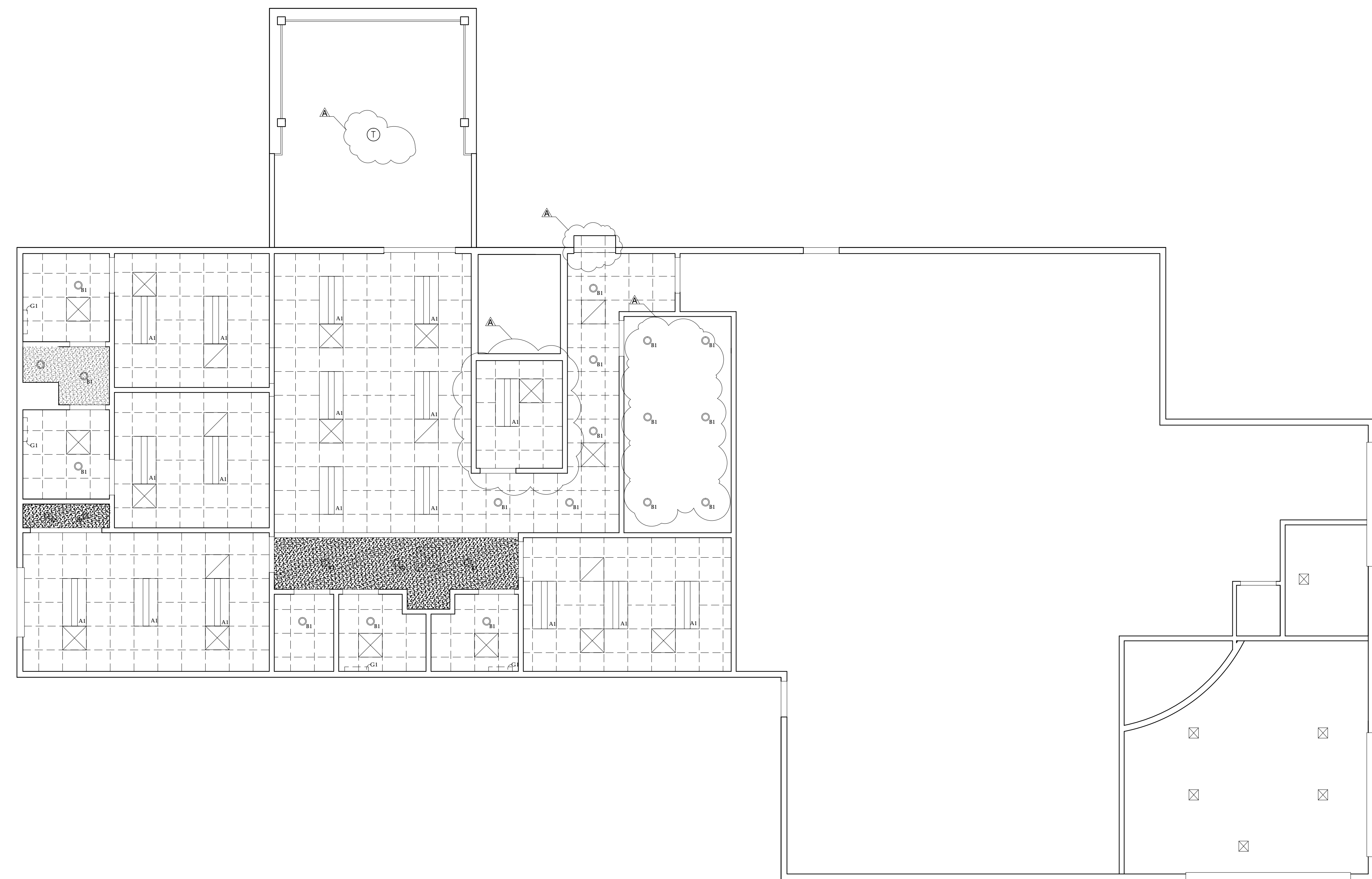


5-20-13 Owners Request
5-20-13 ADDENDUM

PROJECT NO.12-102
DATE
07-31-2013

CEILING PLAN
FIRST FLOOR

A1.6



CEILING PLAN LEGEND

A ACoustical CEILING GRID AT 9'-0" AFF
UNLESS NOTED OTHERWISE ON PLAN
"USG" ASTRO CLIMAPLUS. 2' X 2' X 5/8" SQUARE TILES.
COLOR: WHITE

A1 2x4 "LITHONIA" RT5, OR EQUAL

A2 2x2 "LITHONIA" RT5, OR EQUAL

Q1 "GOTHAM LIGHTING", AF6", OPEN REFLECTOR, DTT--(ADJUST SPEC PER CEILING TYPE/LOCATION), TRIM COLOR:TBD

Q2 "GOTHAM LIGHTING"4"AFV,13DTT, OPEN REFLECTOR, TRIM COLOR:TBD

C1 "ALKCOO" LITTLE INCH UC TASK LIGHT HP100/200 SERIES(ADJUST LENGTH AS REQUIRED)..WATTAGE PER MEP

D1 WAITING ROOM AND LOBBY PENDANT--TBD PENDING BIG ASS FAN COST

D2 ENTRY VESTIBULE PENDANT--"REJUVENATION LIGHTING", HOOD CLASSIC GLOBE CHANDELIER, #A1445, BRONZE GILT FINISH, GU24 BULB (C2283),23 WATT, 18" CLEAR GLOBE SHADE W/WIRE MESH ITEM #B3960

E1 "FIBERSTARS", GALAXY, STAR KIT 'B'

F-1 CONDUIT INDUSTRIAL TRACK, LOW WATT. (CUSTOM FITTINGS). SEE SCAN PICTURE.

G1 VANITY LIGHT--LAMPSPPLUS # 26497 FERROS COLLECTION, ENERGY STAR, BROZEN FINISH. INSTALL WITH BULBS FACING DOWN

H1 "Y LIGHTING, HR--LED411,4"LED ENERGY STAR RECESSED CAN, 3000K W AR, WHITE LAMP TEMP. FINISH: TBD...OR EQUAL SPEC.

P1 "REJUVENATION LIGHTING" WILEY, CARBON FILAMENT BULB, 60 WATT.MAX, CAN USE CFL

P2 EREN BERG STUDIO, "EARLY ELECTRICS", 14" DIAMETER, OPEN LAMP. (CAN BE LED, LOW WATTAGE, FLUORESCENT) PROVIDED BY DESIGNER.

S "BARN LIGHT ELECTRIC" WAREHOUSE GOOSENECK WITH CFL SOCKET, GALVANIZED FINISH

T "BARN LIGHT ELECTRIC" LA GRANGE EXTERIOR PENDANT

GYP. BD. CEILING AT 9'-0" AFF


⊠ SUPPLY AIR GRILL. REFER TO M2 FOR DETAIL INFORMATION AND LOCATION

⊡ RETURN AIR GRILL. REFER TO M2 FOR DETAIL INFORMATION AND LOCATION

1 CEILING PLAN MEZZANINE
SCALE: 3/16"=1'-0"




J-JACOBS CONSTRUCTION
3613 WILLIAMS DRIVE SUITE 102
GEORGETOWN, TEXAS 78628
OFFICE: 512.930.0370
FAX: 512.930.0358



GEORGETOWN PEDIATRIC DENTISTRY
4507 Williams Drive
Georgetown, Texas

BIDDING AND PERMITTING NOT FOR CONSTRUCTION

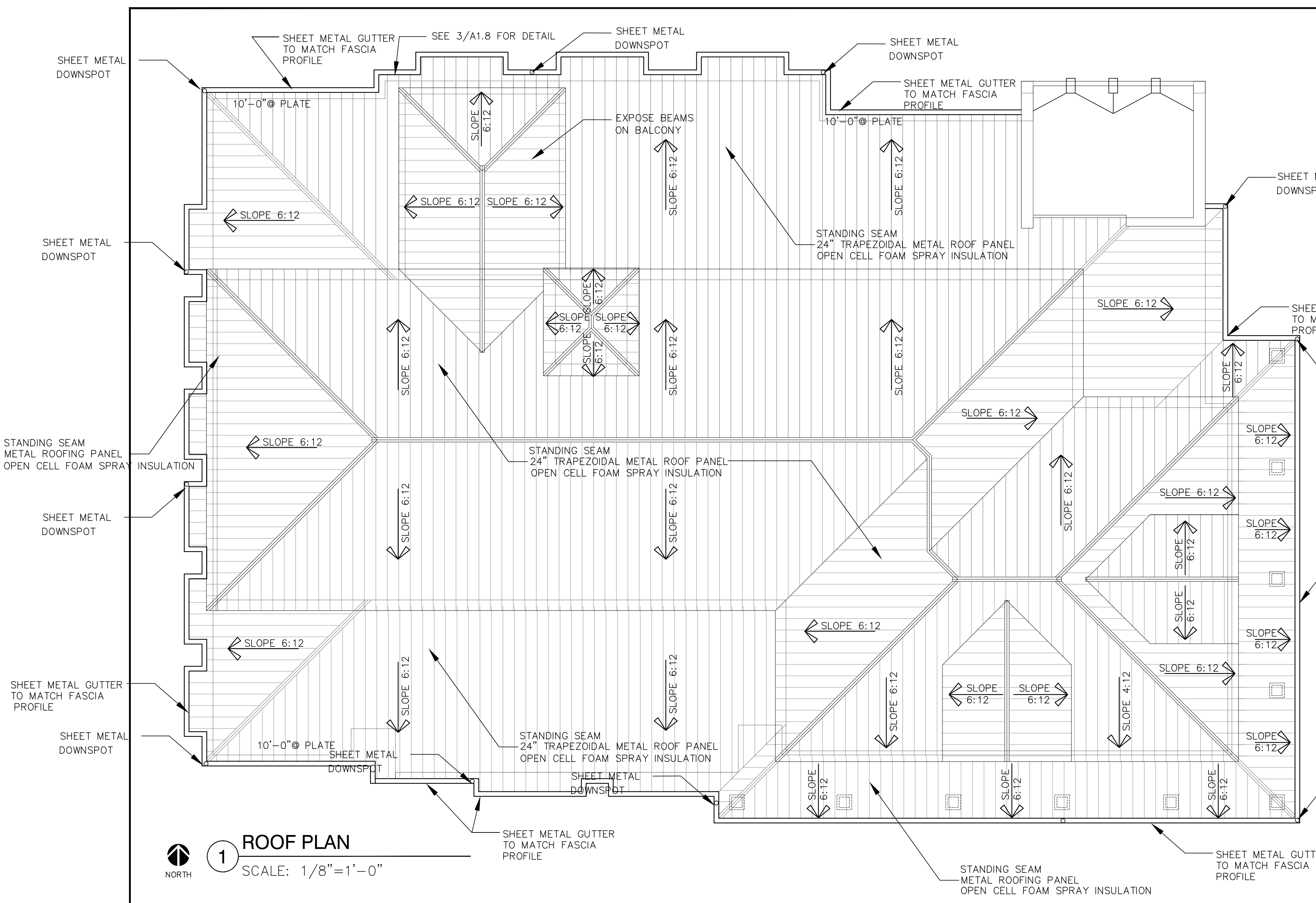


5-20-13 ADDENDUM

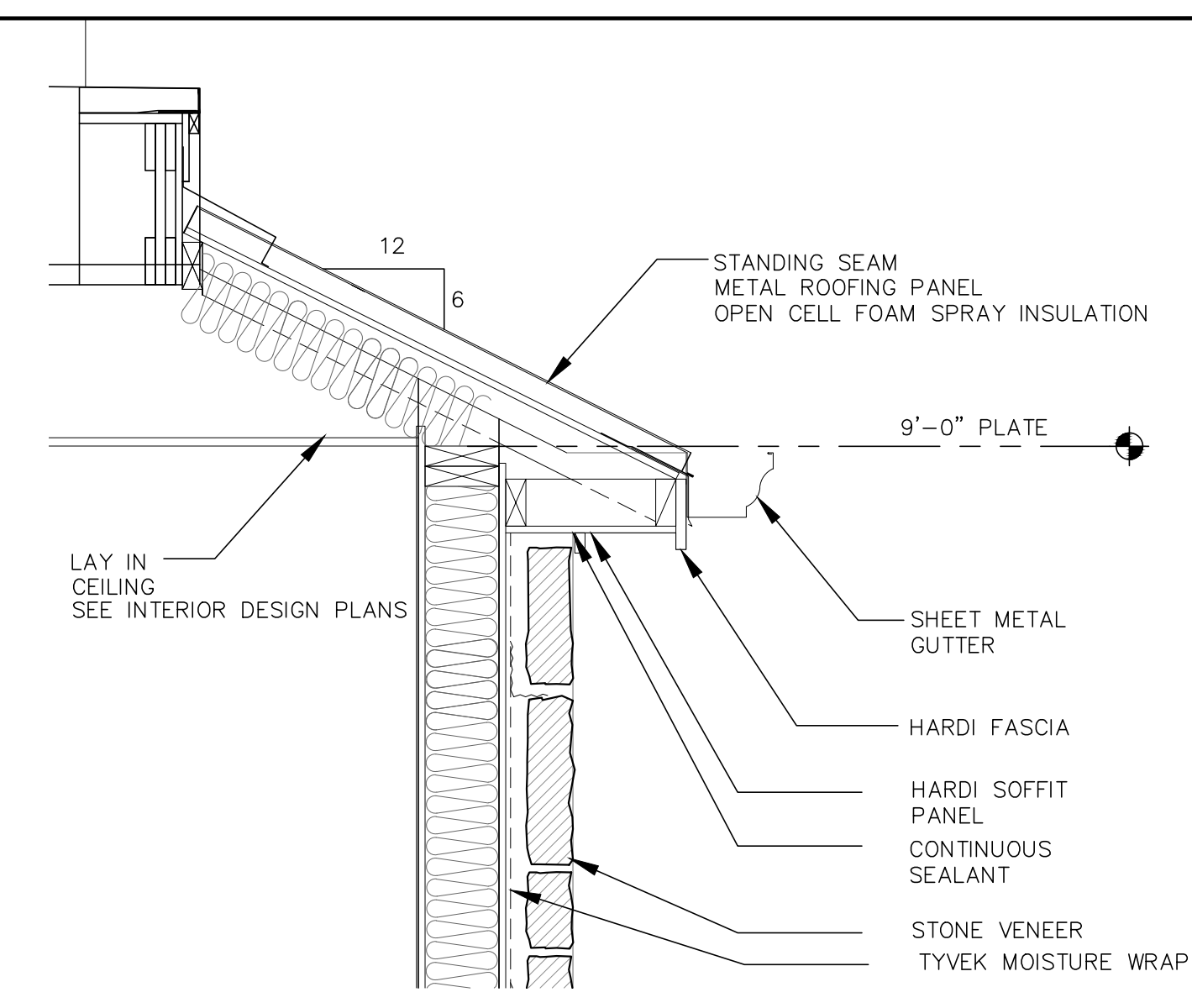
PROJECT NO.12-102
DATE
07-31-2013

CEILING PLAN MEZZANINE

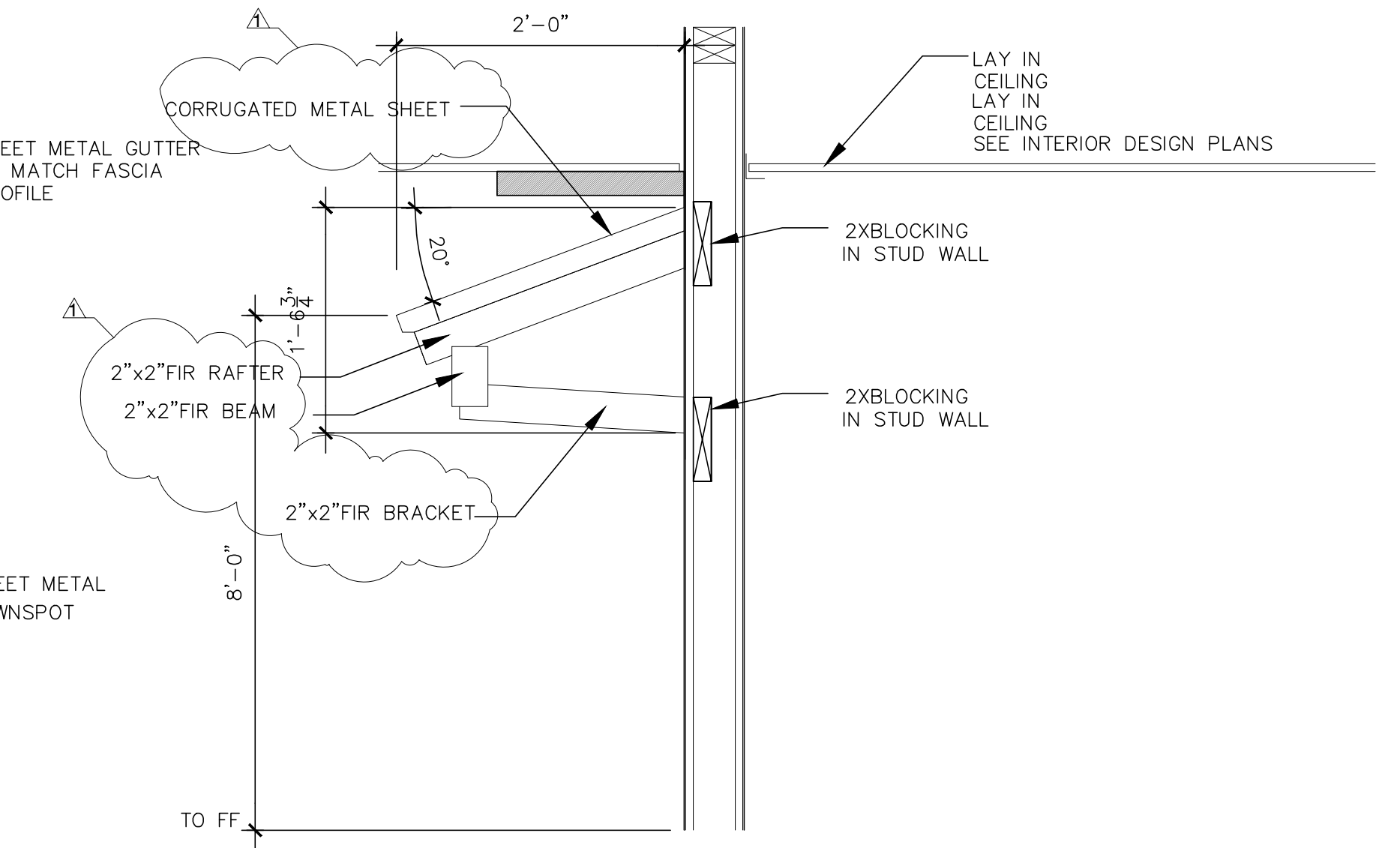
A1.7



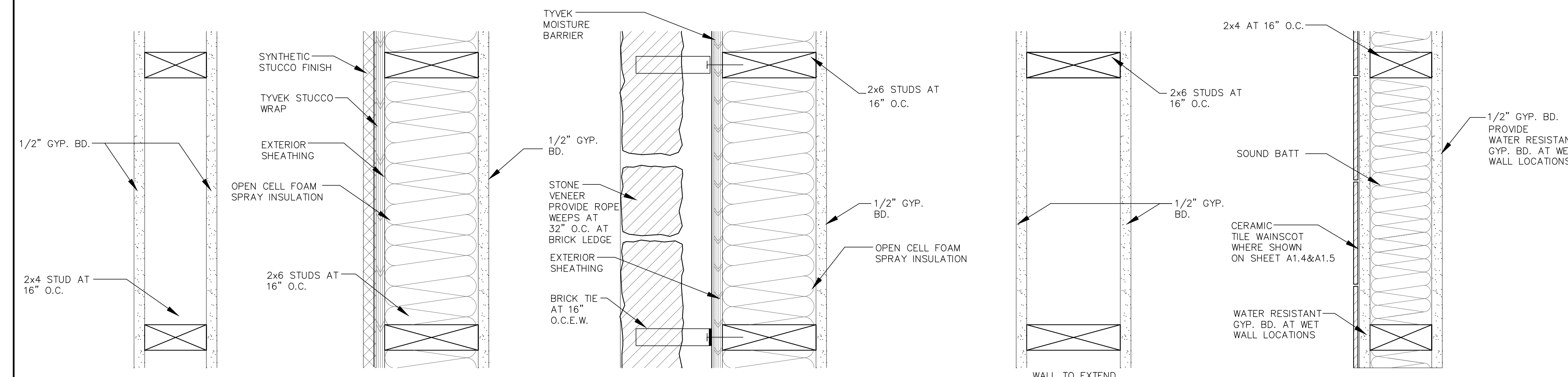
1 ROOF PLAN
SCALE: 1/8"=1'-0"
NORTH



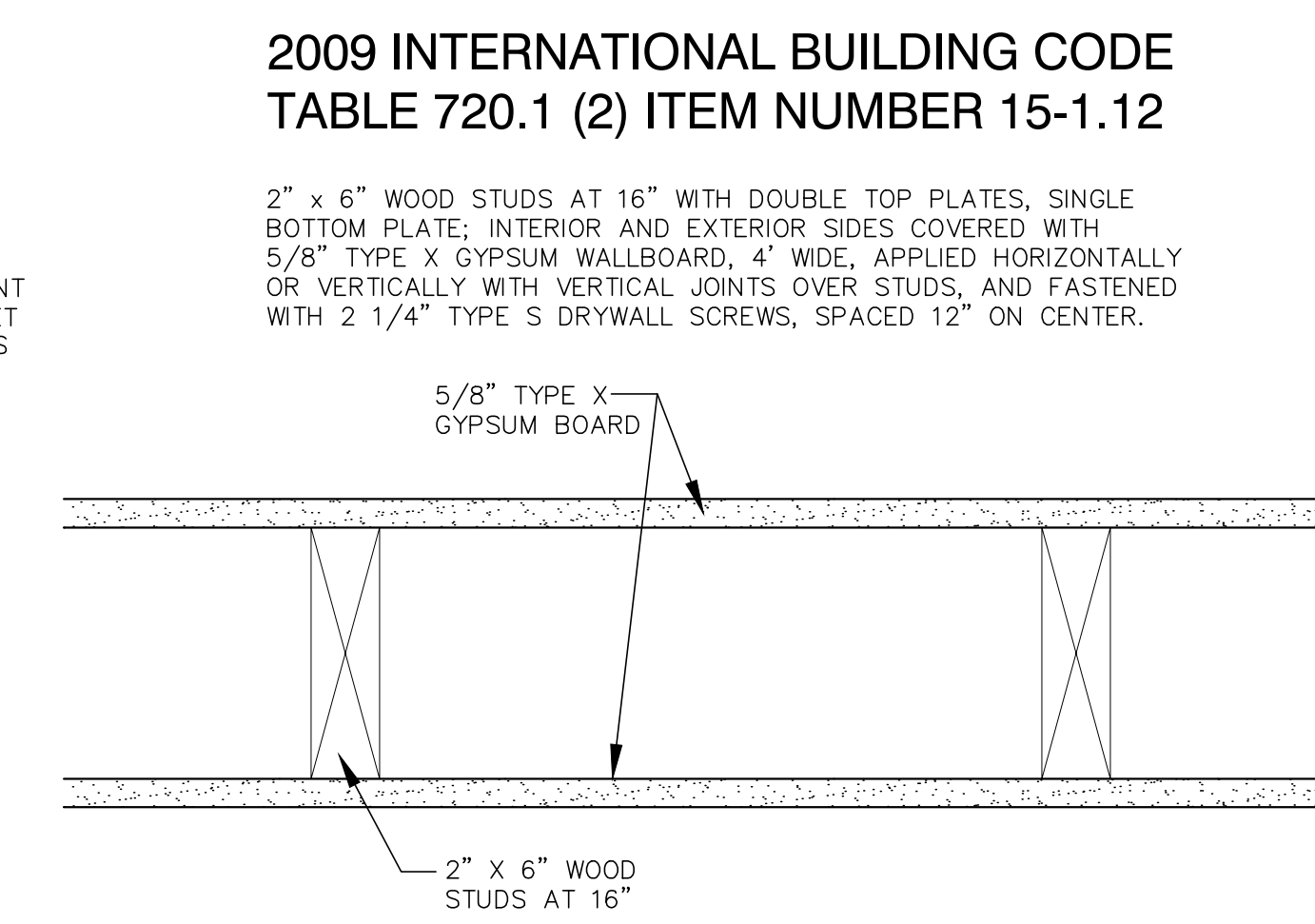
3 EAVE DETAIL
SCALE: 1"=1'-0"



4 INTERIOR AWNING DETAIL
SCALE: 1"=1'-0"



2 WALL TYPES TYPE 1
SCALE: 3"=1'-0"



5 1 HR RATED WALL DETAIL

J-JACOBS CONSTRUCTION
3613 WILLIAMS DRIVE SUITE 102
GEORGETOWN, TEXAS 78628
OFFICE: 512.930.0370
FAX: 512.930.0358

GEORGETOWN PEDIATRIC DENTISTRY
4507 Williams Drive
Georgetown, Texas

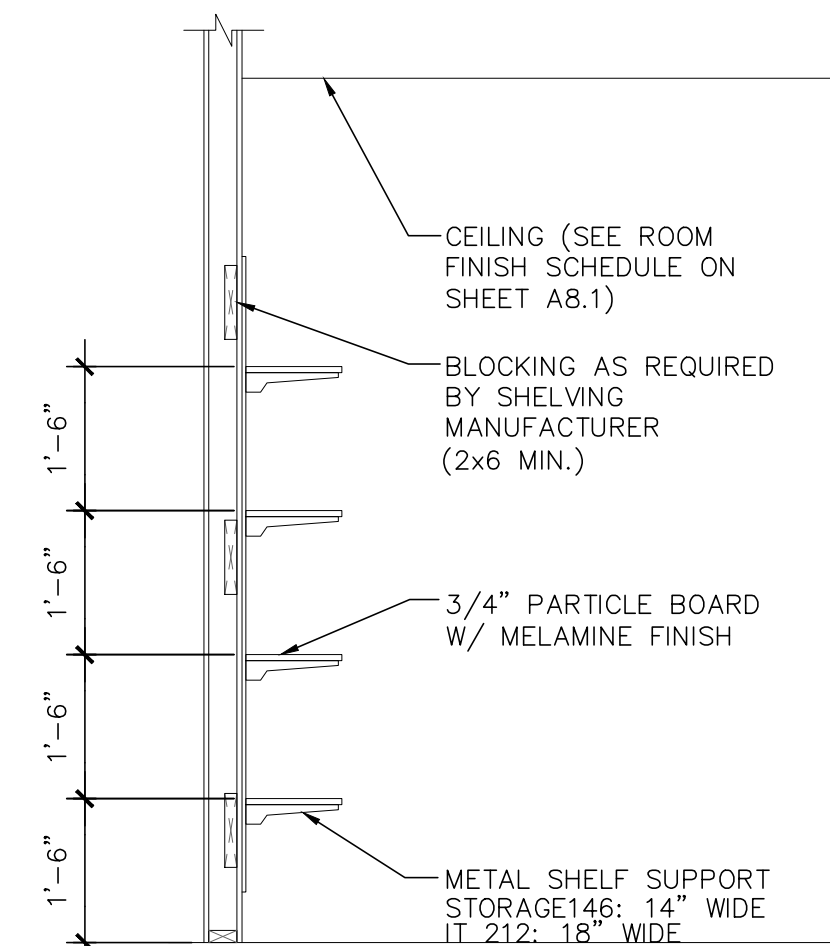
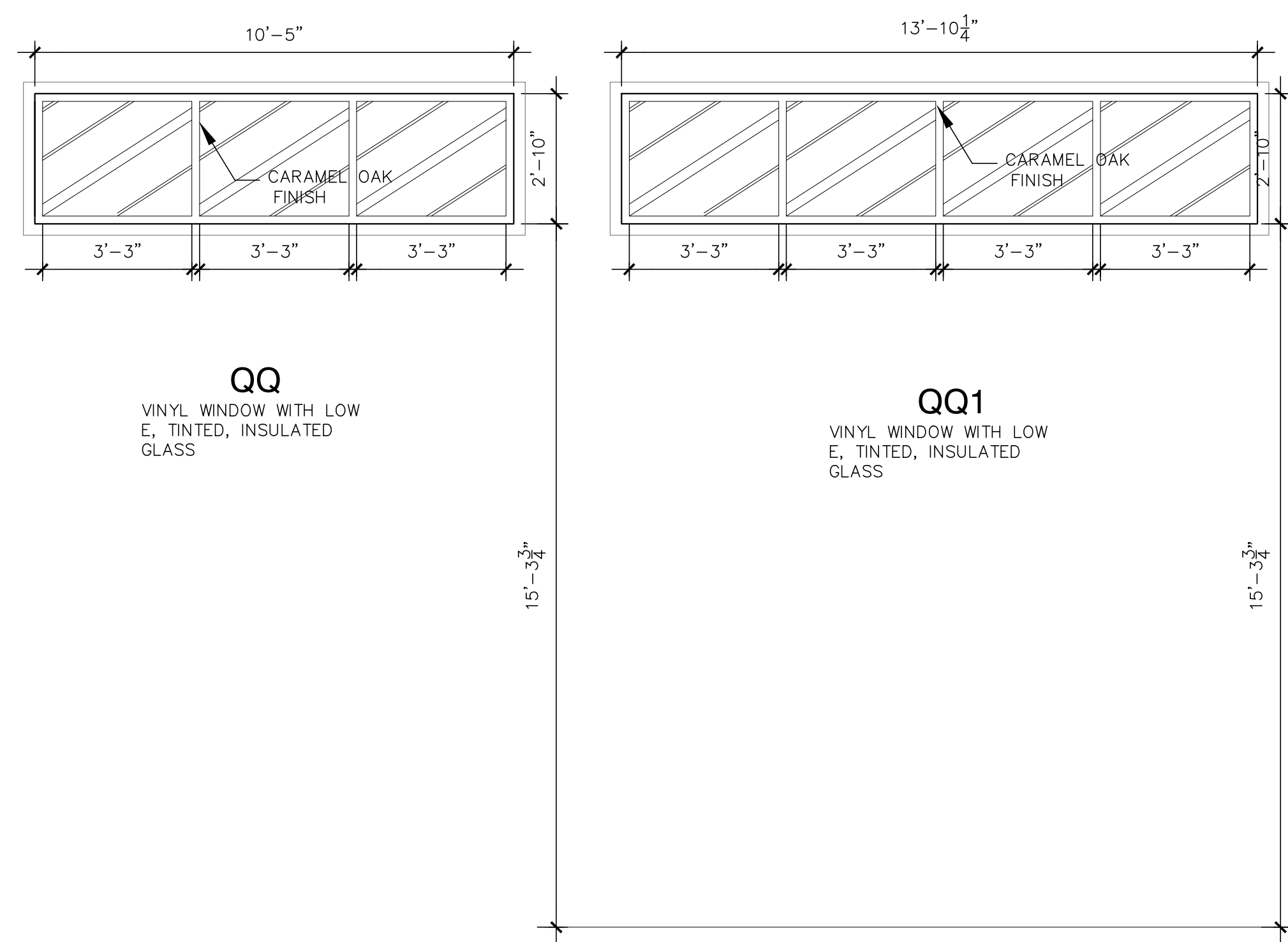
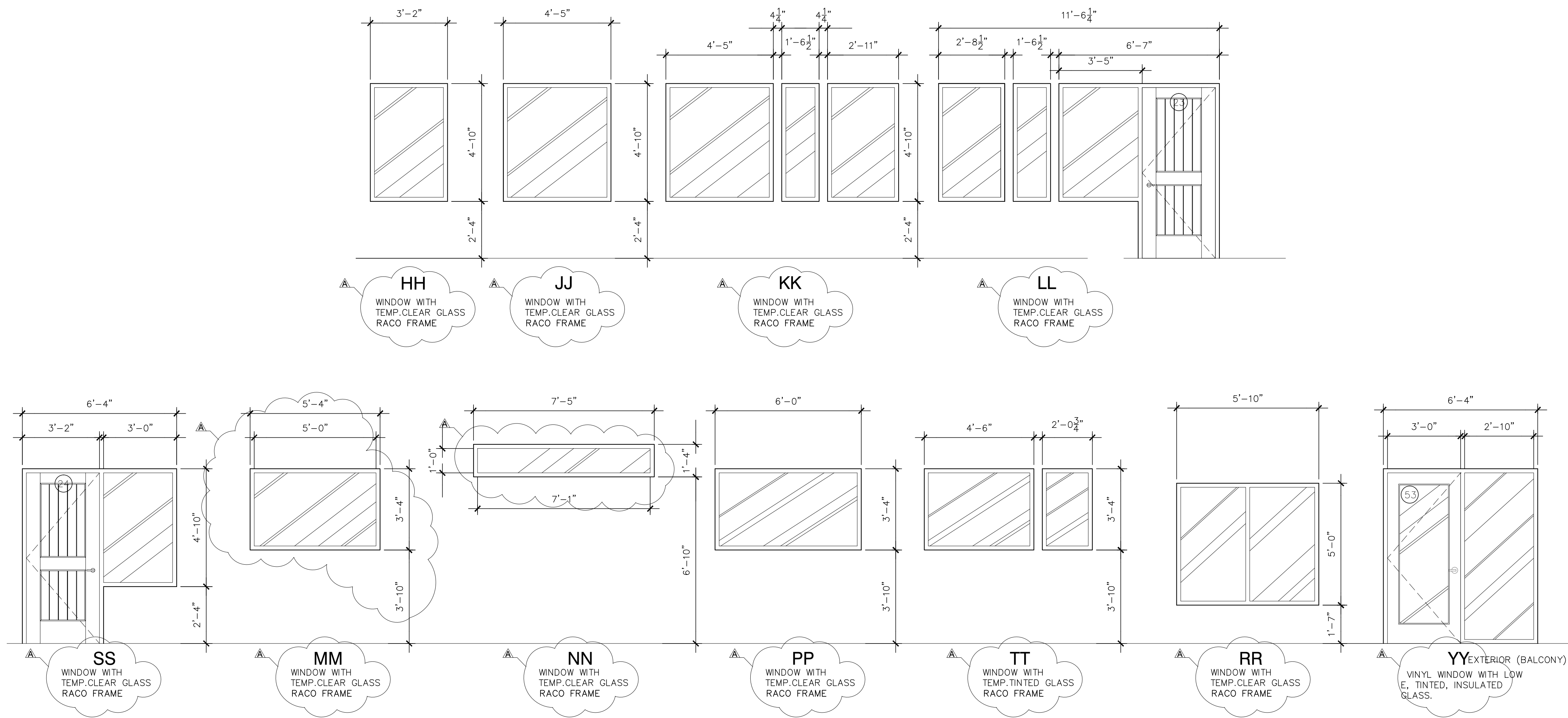
BIDDING AND PERMITTING NOT FOR CONSTRUCTION

5-20-13 Owners Request

PROJECT NO. 12-102
DATE 07-31-2013

ROOF PLAN


A1.8



1 WINDOW TYPES
SCALE: 3/8"=1'-0"


2 ADJUSTABLE SHELVES STORAGE ROOMS
SCALE: 1/2"=1'-0"

J-JACOBS CONSTRUCTION
3613 WILLIAMS DRIVE SUITE 102
GEORGETOWN, TEXAS 78628
OFFICE: 512.930.0370
FAX: 512.930.0358



GEORGETOWN PEDIATRIC DENTISTRY
4507 Williams Drive
Georgetown, Texas

BIDDING AND PERMITTING
NOT FOR CONSTRUCTION

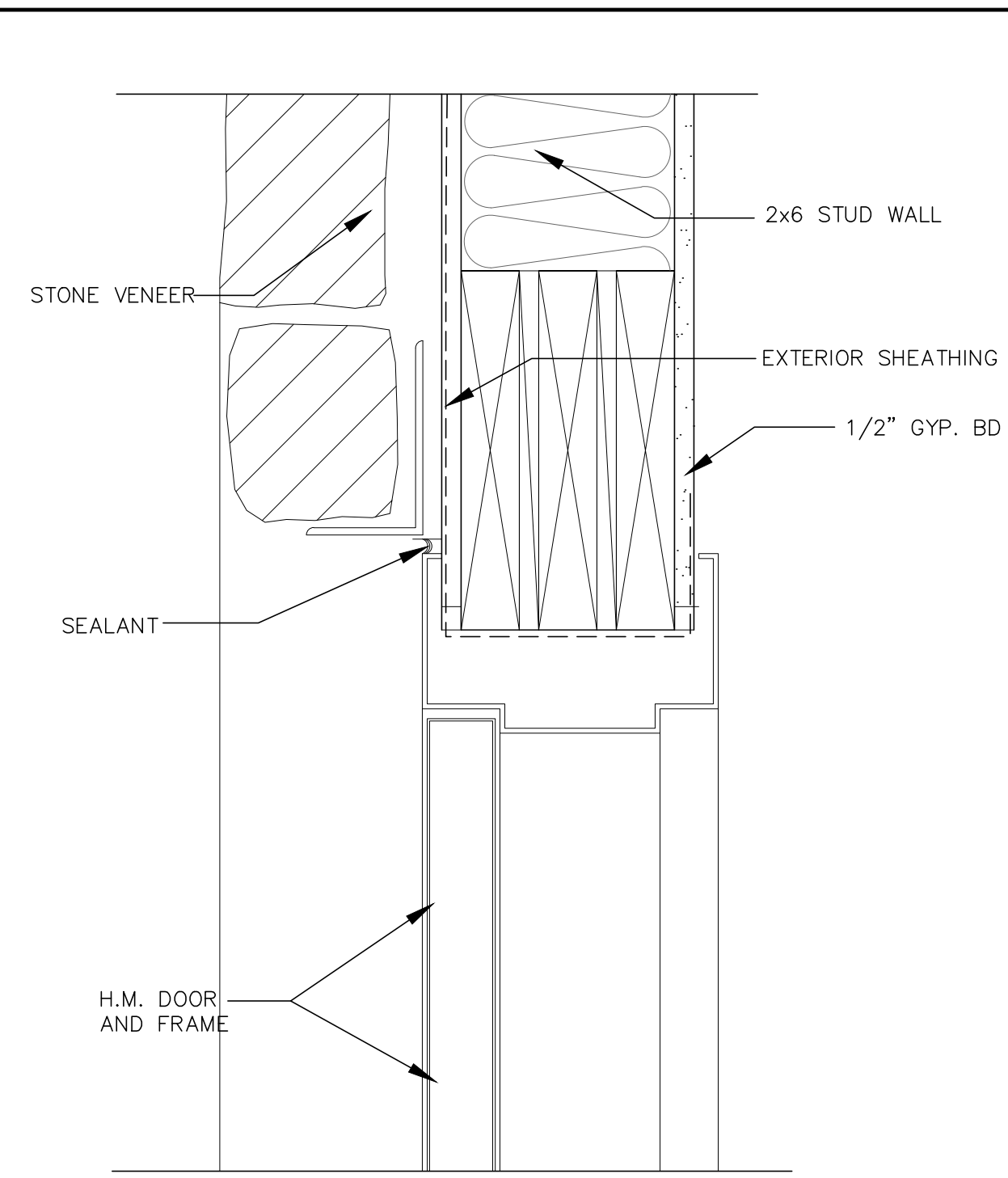


A 5-20-13 ADDENDUM

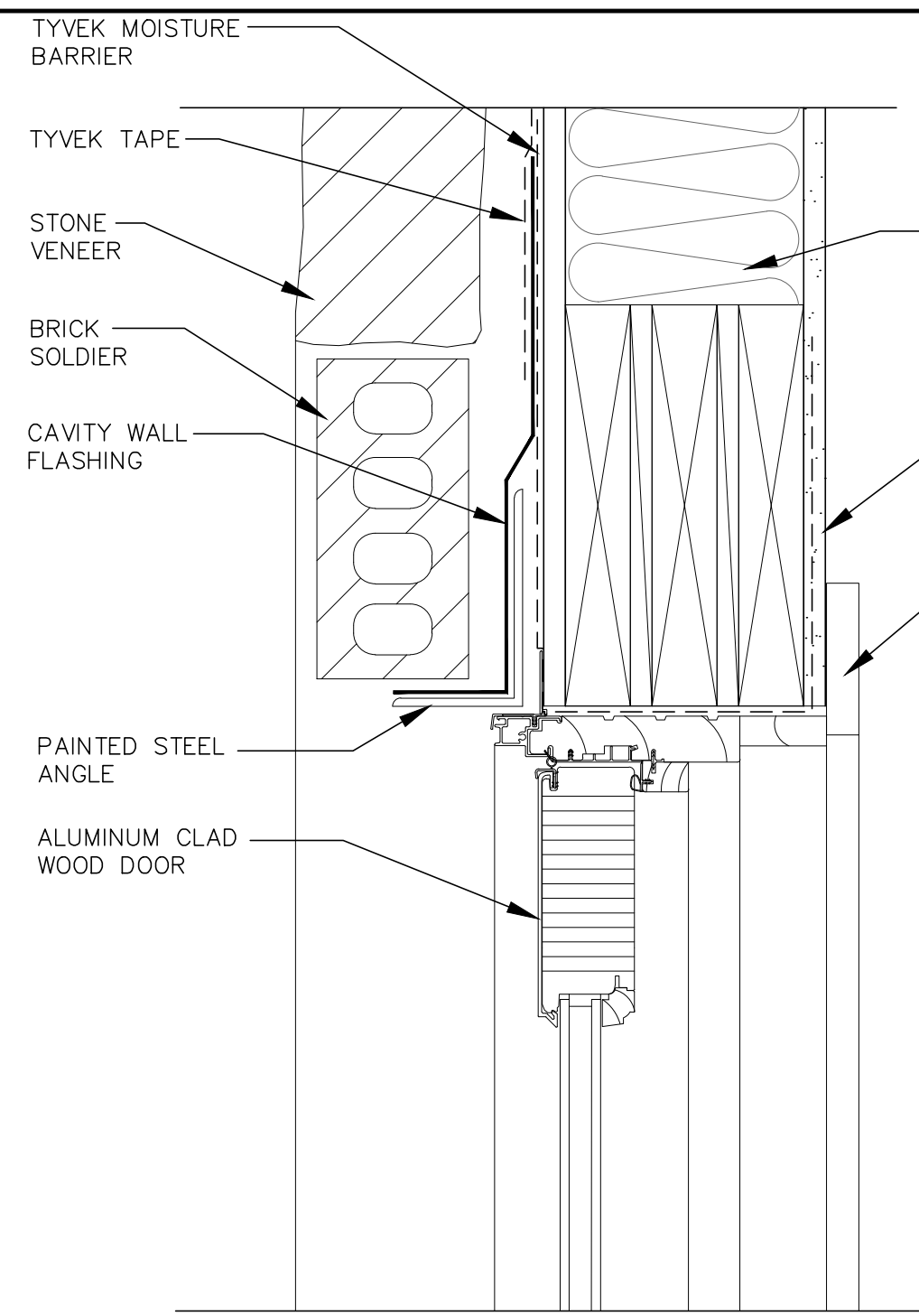
PROJECT NO. 12-102
DATE
07-31-2013

DOOR & WINDOW
PLAN

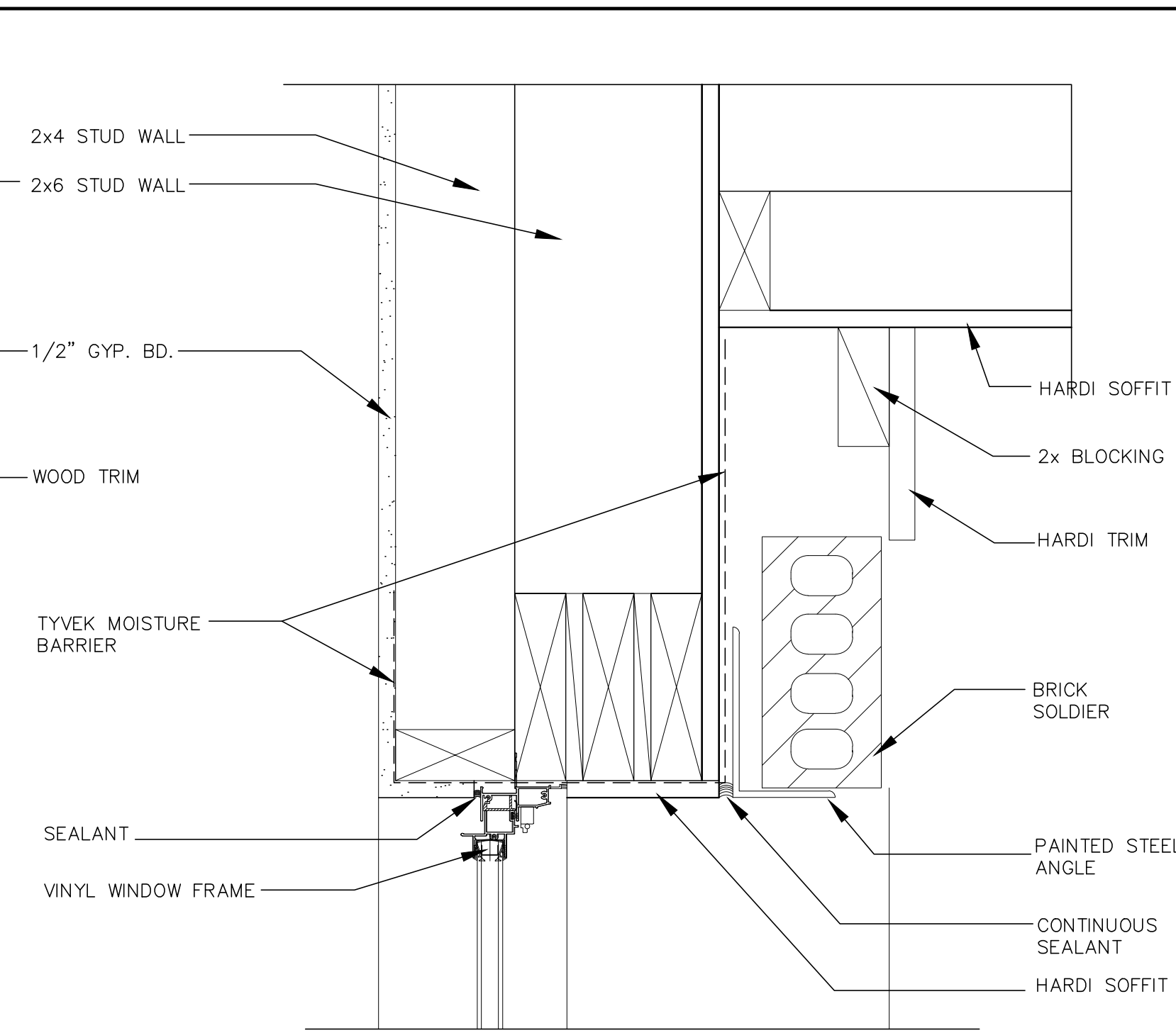
A3.1



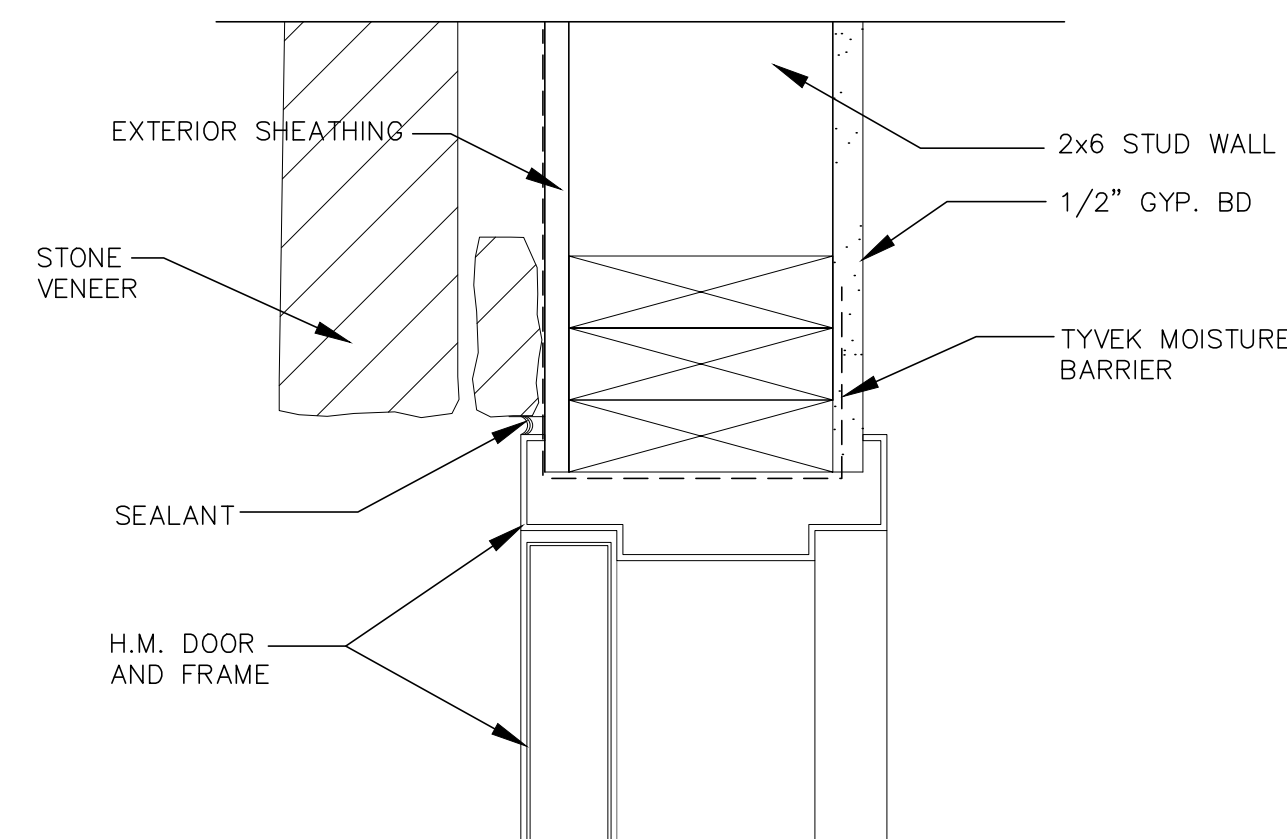
1 DOOR HEAD DOOR 18
SCALE: 3"=1'-0"



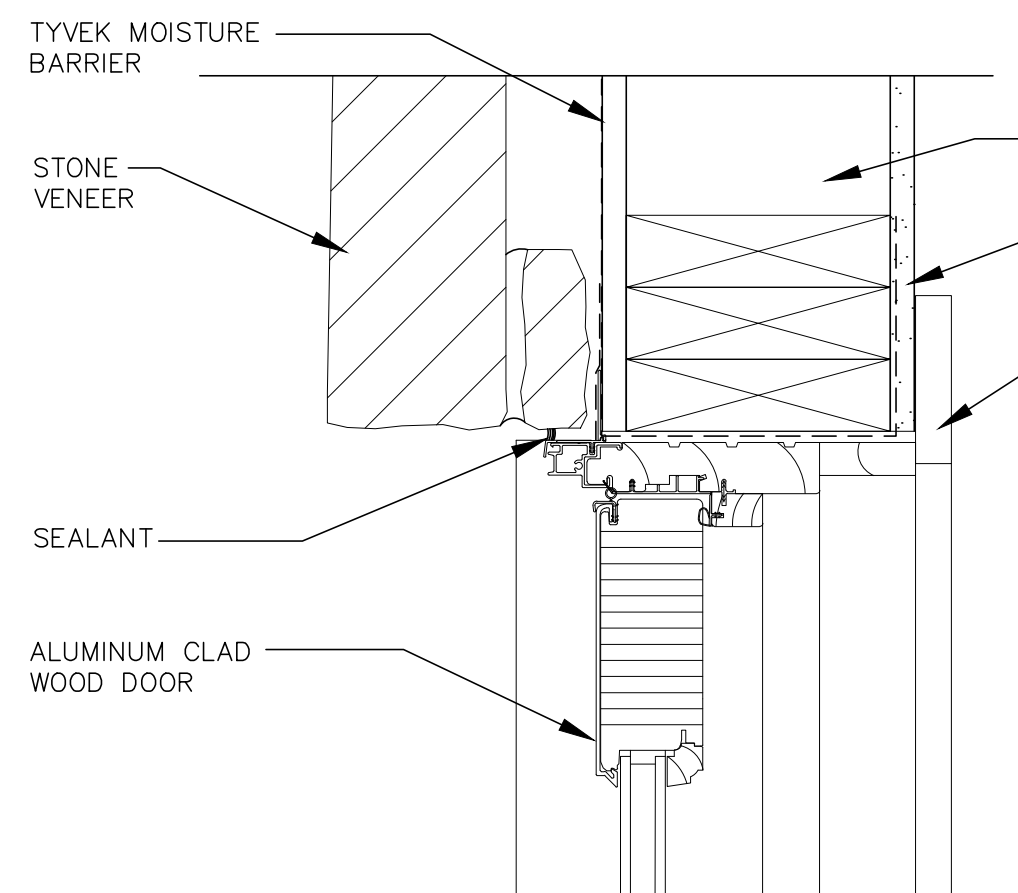
2 DOOR HEAD DOOR 21
SCALE: 3"=1'-0"



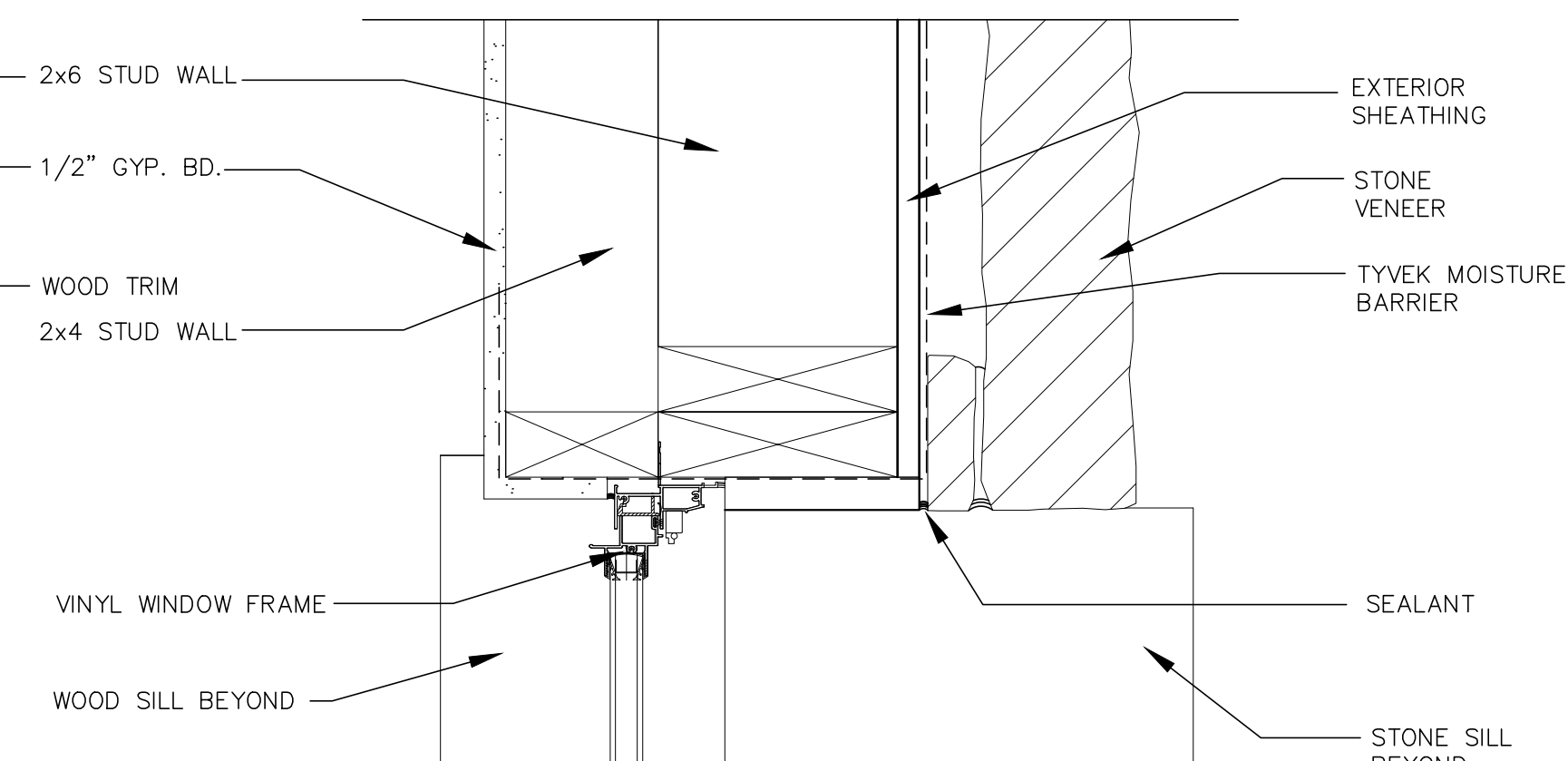
3 WINDOW HEAD WINDOW AA
SCALE: 3"=1'-0"



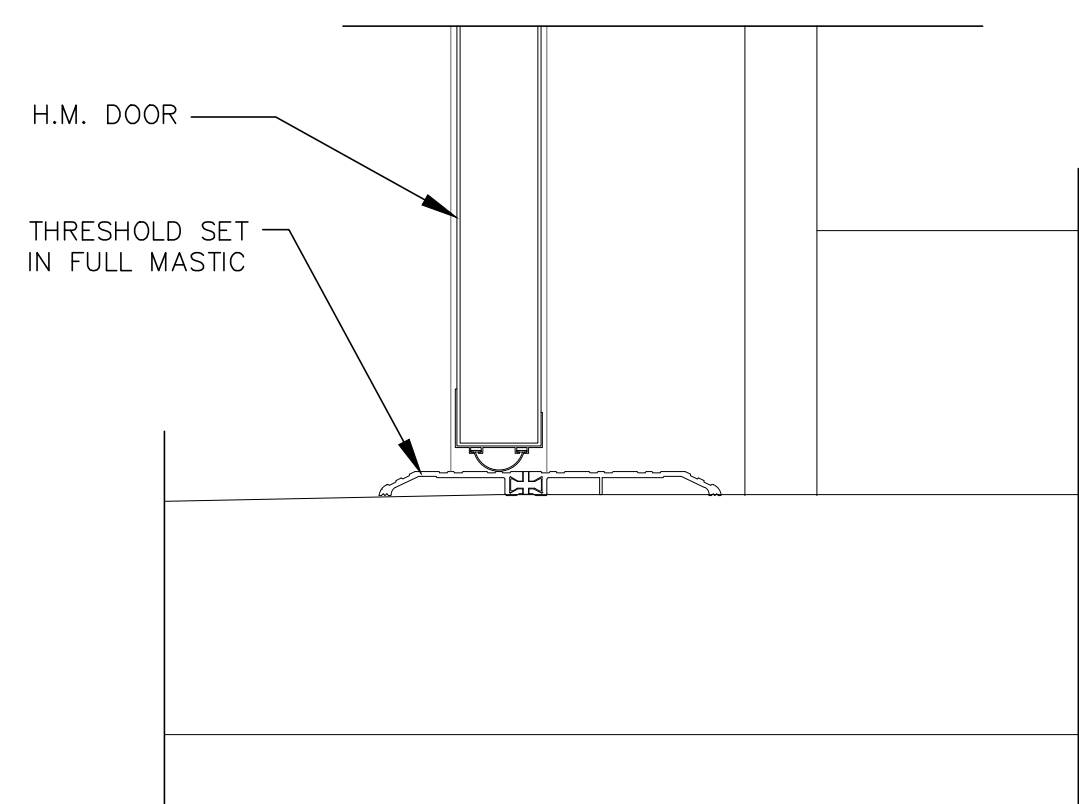
4 DOOR JAMB DOOR 18
SCALE: 3"=1'-0"



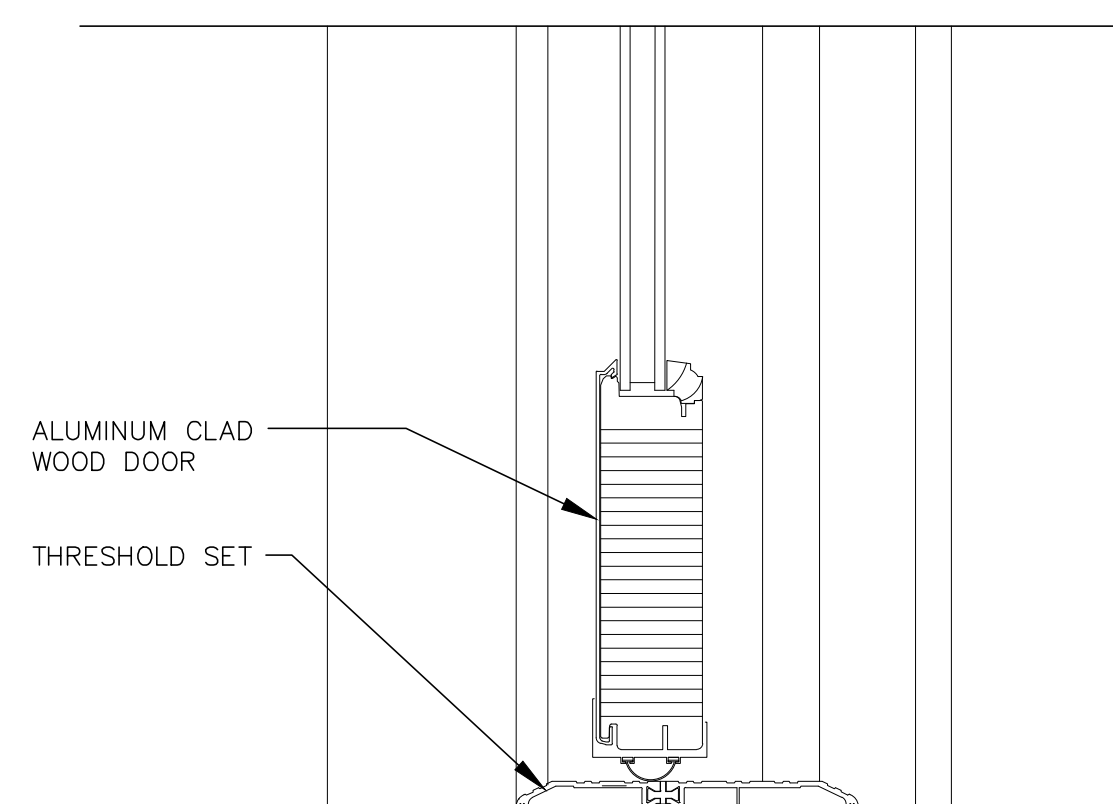
5 DOOR JAMB DOOR 21
SCALE: 3"=1'-0"



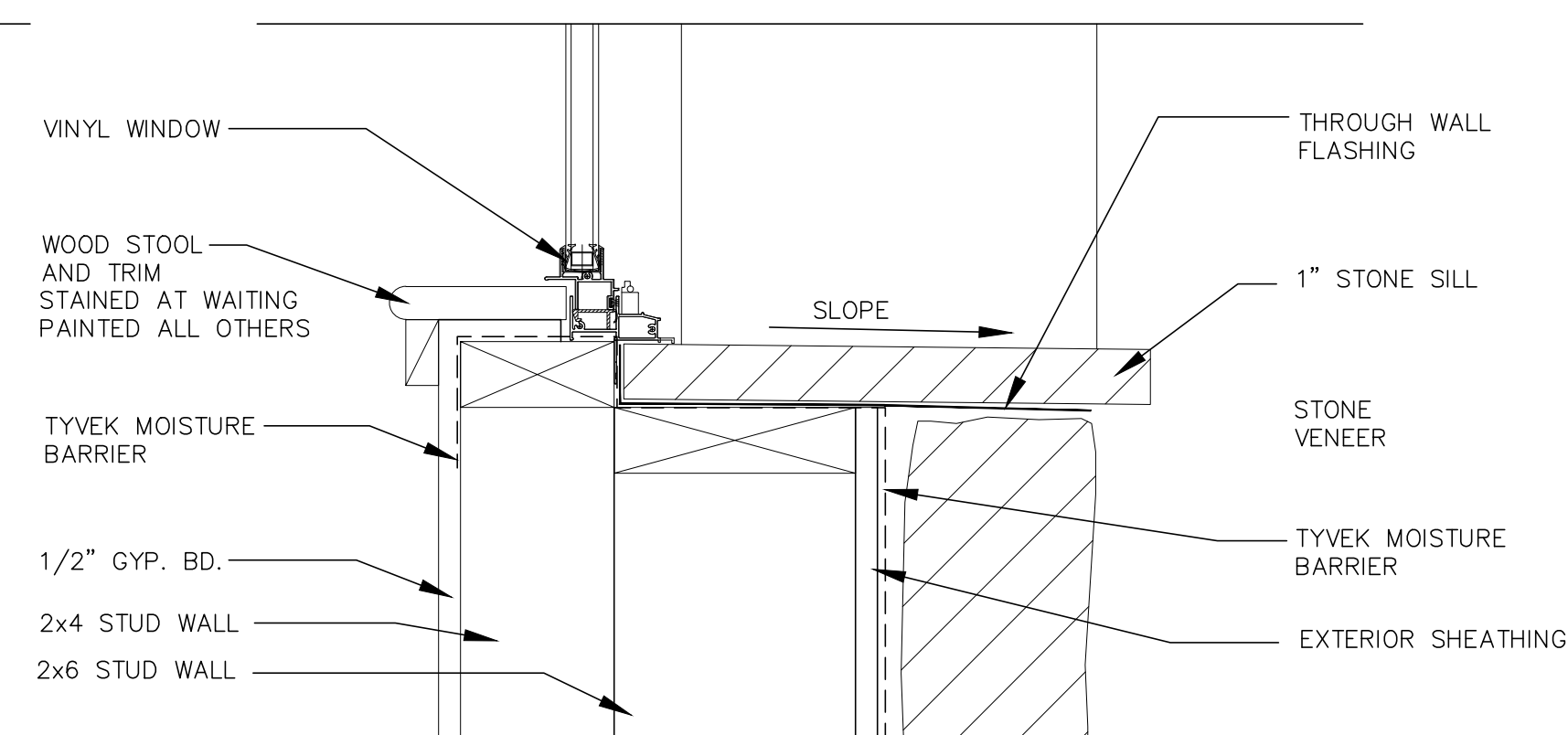
6 WINDOW JAMB WINDOW AA
SCALE: 3"=1'-0"



7 DOOR SILL DOOR 18
SCALE: 3"=1'-0"




8 DOOR SILL DOOR 21
SCALE: 3"=1'-0"




9 WINDOW SILL WINDOW AA
SCALE: 3"=1'-0"

J-JACOBS CONSTRUCTION
3613 WILLIAMS DRIVE SUITE 102
GEORGETOWN, TEXAS 78628
OFFICE: 512.930.0370
FAX: 512.930.0358



GEORGETOWN PEDIATRIC DENTISTRY
4507 Williams Drive
Georgetown, Texas

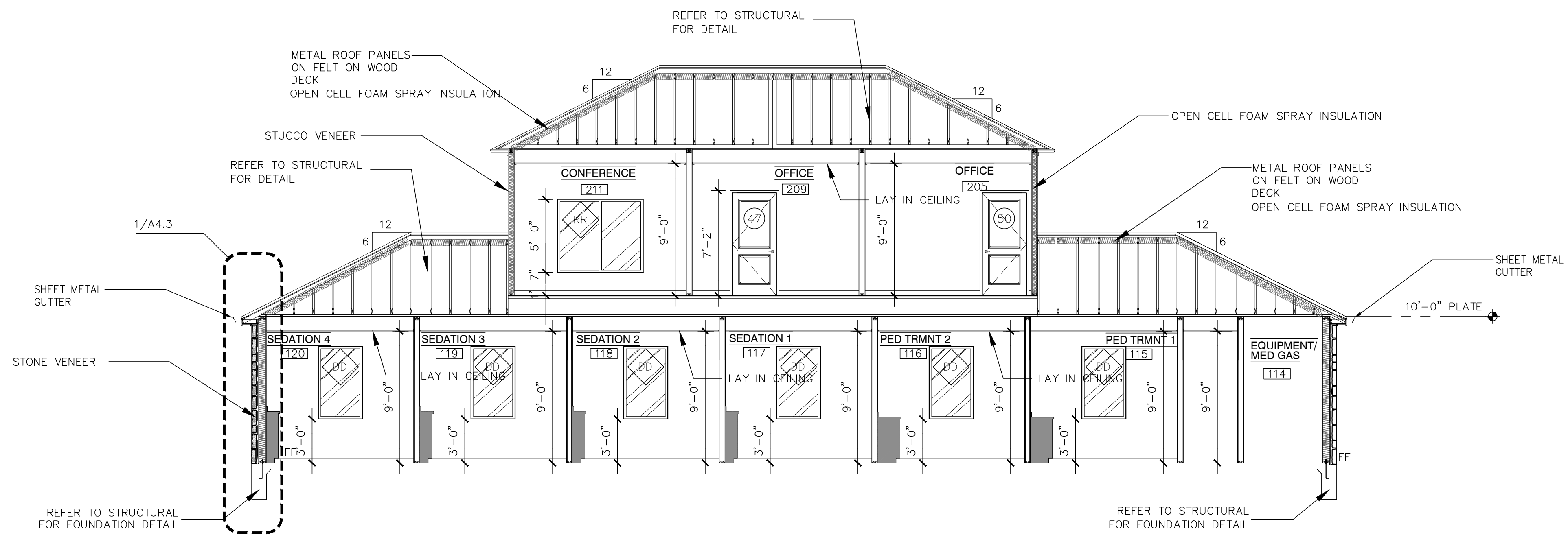
BIDDING AND PERMITTING
NOT FOR CONSTRUCTION



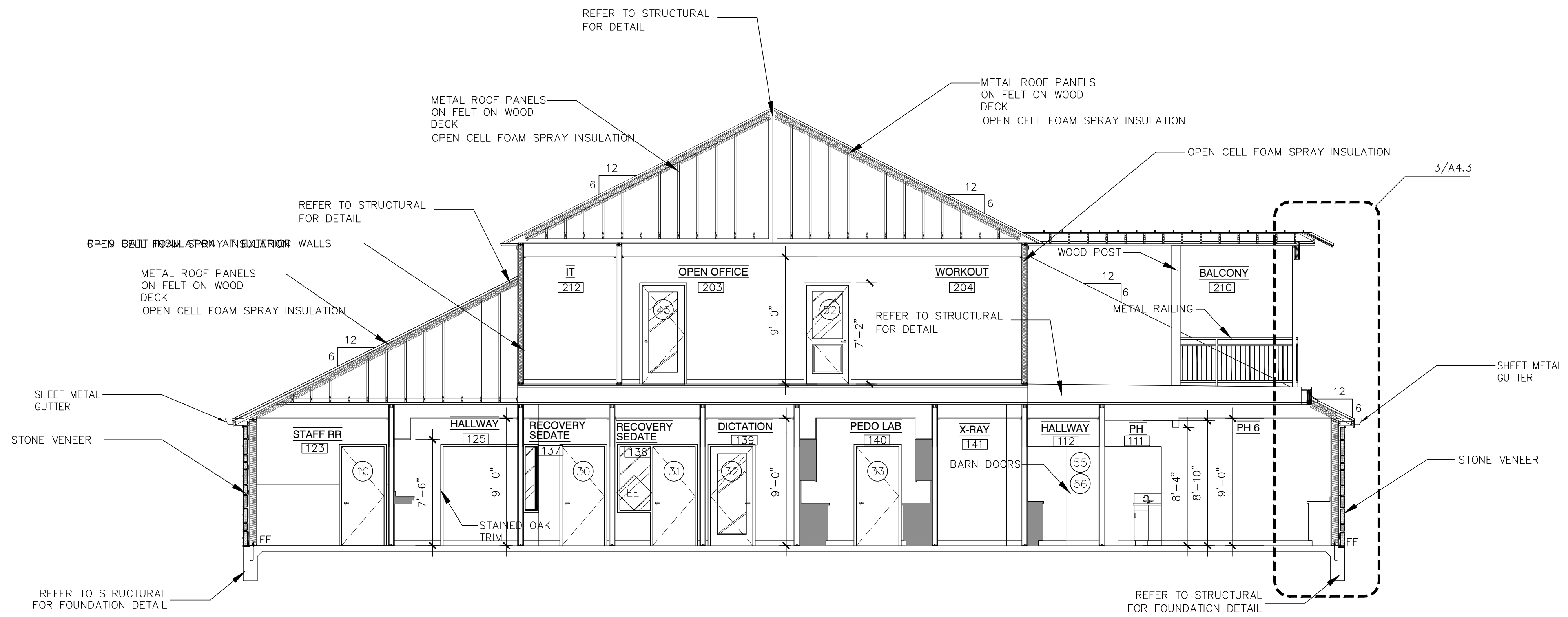
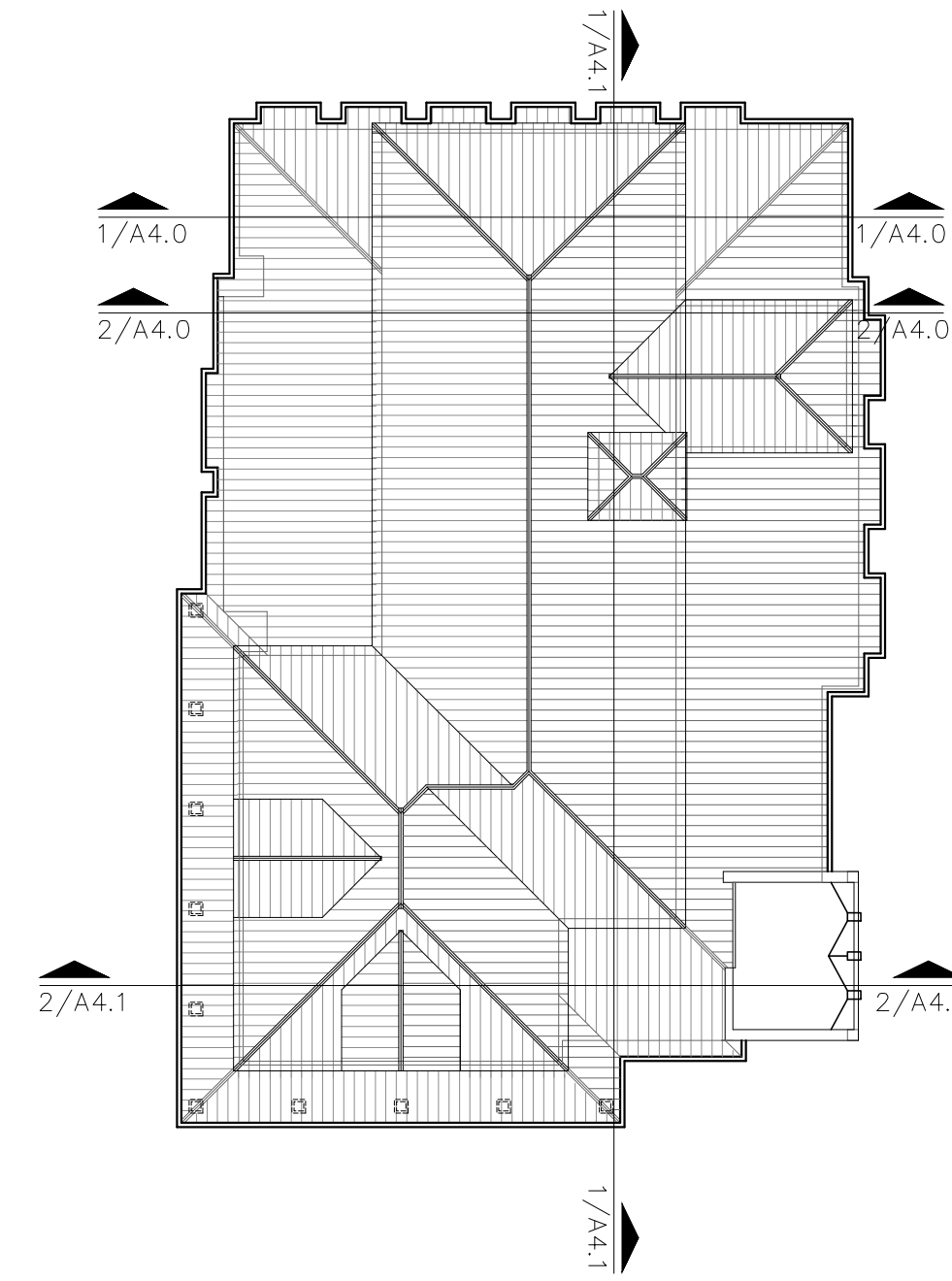
PROJECT NO. 12-102
DATE
07-31-2013

DOOR & WINDOW
DETAILS

A3.2




1 BUILDING SECTION
SCALE: 1/4"=1'-0"



2 BUILDING SECTION
SCALE: 1/4"=1'-0"

J. JACOBS CONSTRUCTION
3613 WILLIAMS DRIVE SUITE 102
GEORGETOWN, TEXAS 78628
OFFICE: 512.930.0370
FAX: 512.930.0358



GEORGETOWN PEDIATRIC DENTISTRY
4507 Williams Drive
Georgetown, Texas

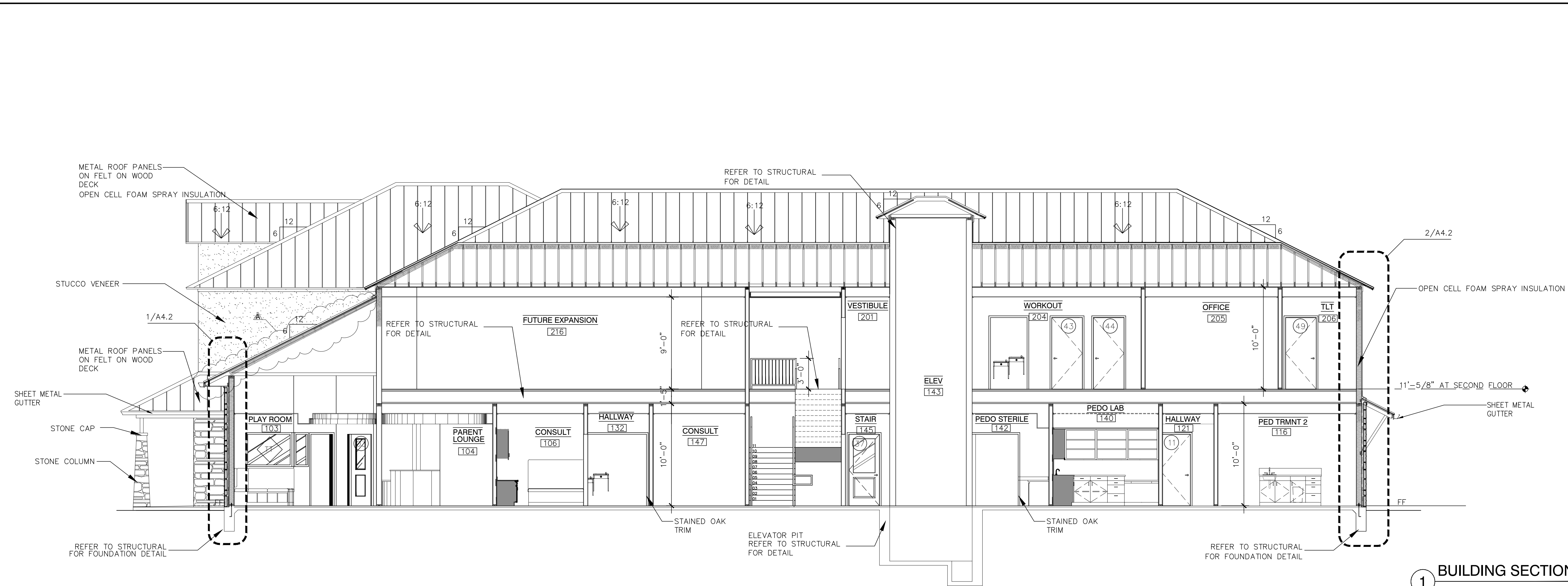
BIDDING AND PERMITTING
NOT FOR CONSTRUCTION



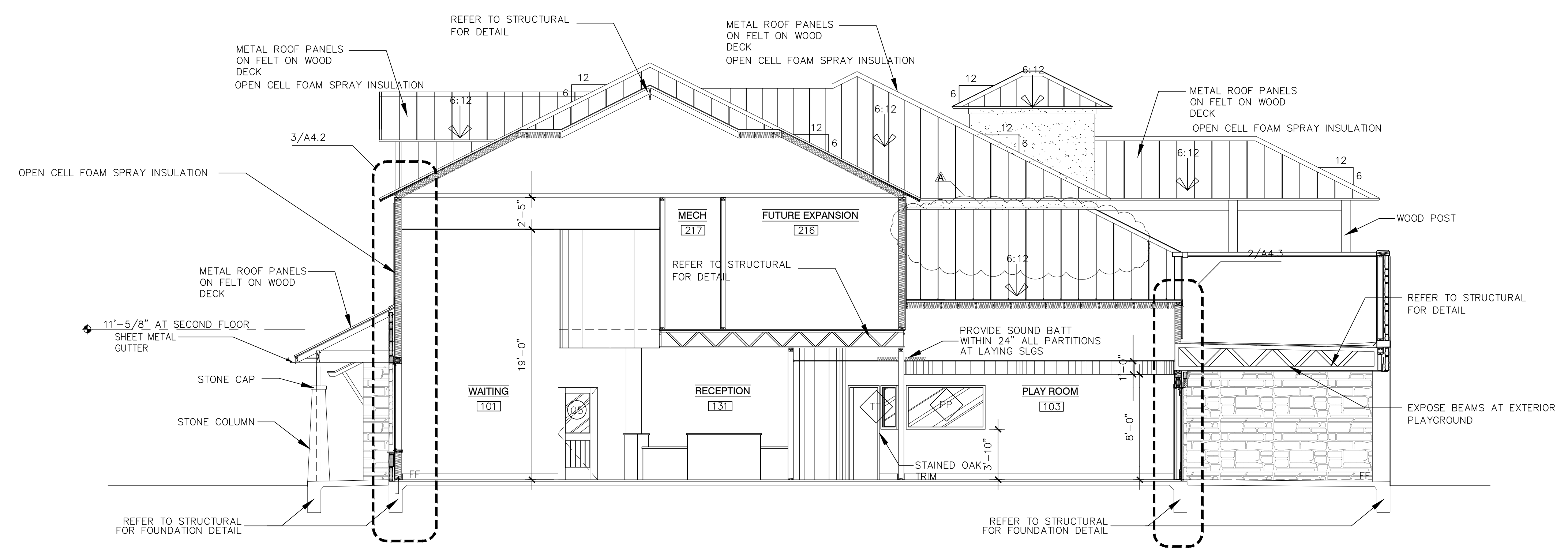
PROJECT NO. 12-102
DATE
07-31-2013

BUILDING
SECTIONS

A4.0



1 BUILDING SECTION
SCALE: 3/16"=1'-0"




2 BUILDING SECTION
SCALE: 3/16"=1'-0"

J-JACOBS CONSTRUCTION
3613 WILLIAMS DRIVE SUITE 102
GEORGETOWN, TEXAS 78628
OFFICE: 512.930.0370
FAX: 512.930.0358



GEORGETOWN PEDIATRIC DENTISTRY
4507 Williams Drive
Georgetown, Texas

BIDDING AND PERMITTING
NOT FOR CONSTRUCTION

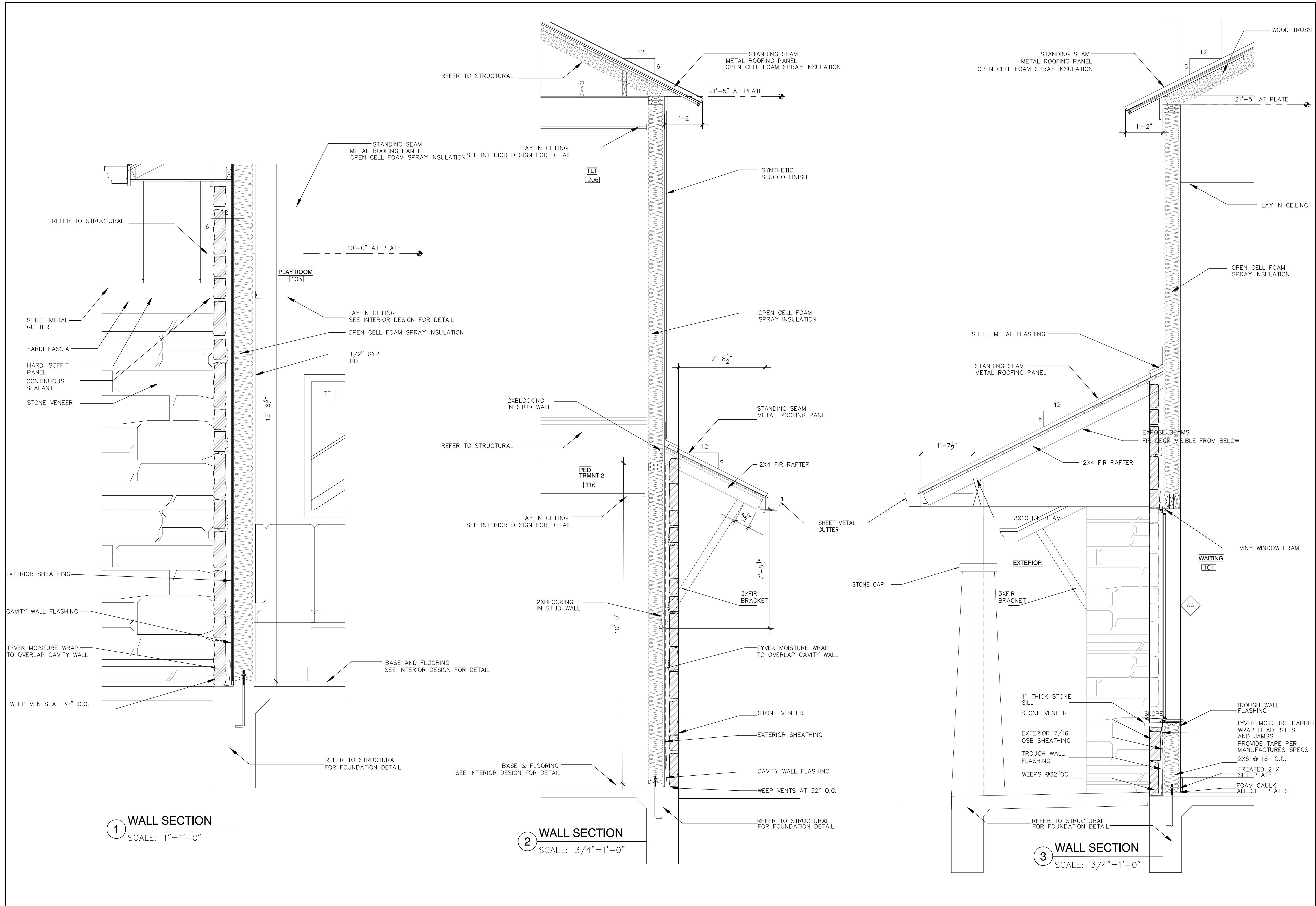


5-20-13 ADDENDUM


PROJECT NO. 12-102
DATE
07-31-2013

BUILDING
SECTIONS

A4.1




J-JACOBS CONSTRUCTION
3613 WILLIAMS DRIVE SUITE 102
GEORGETOWN, TEXAS 78628
OFFICE: 512.930.0370
FAX: 512.930.0358



GEORGETOWN PEDIATRIC DENTISTRY
4507 Williams Drive
Georgetown, Texas

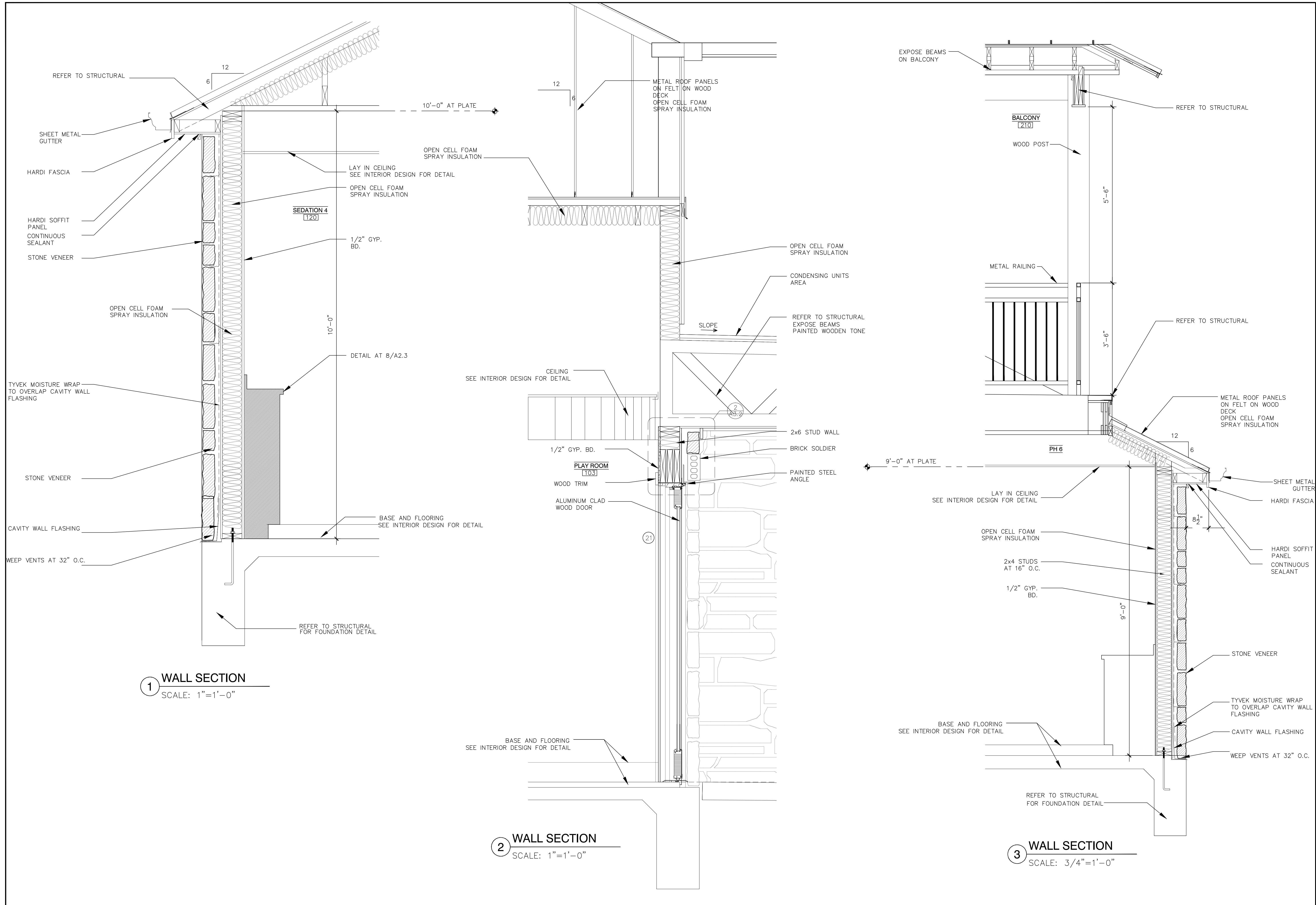
BIDDING AND PERMITTING
NOT FOR CONSTRUCTION




PROJECT NO. 12-102
DATE
07-31-2013

WALL SECTIONS

A4.2




J-JACOBS CONSTRUCTION
3613 WILLIAMS DRIVE SUITE 102
GEORGETOWN, TEXAS 78628
OFFICE: 512.930.0370
FAX: 512.930.0358



GEORGETOWN PEDIATRIC DENTISTRY
4507 Williams Drive
Georgetown, Texas

BIDDING AND PERMITTING
NOT FOR CONSTRUCTION



PROJECT NO. 12-102
DATE
07-31-2013

WALL SECTIONS

A4.3



**JIMMY • JACOBS
CONSTRUCTION**





**JIMMY • JACOBS
CONSTRUCTION**





**JIMMY • JACOBS
CONSTRUCTION**





**JIMMY • JACOBS
CONSTRUCTION**

